

SAN ANTONIO RIVER AUTHORITY

# Quarterly Investment Report

AS OF JUNE 30, 2024



MEEDER

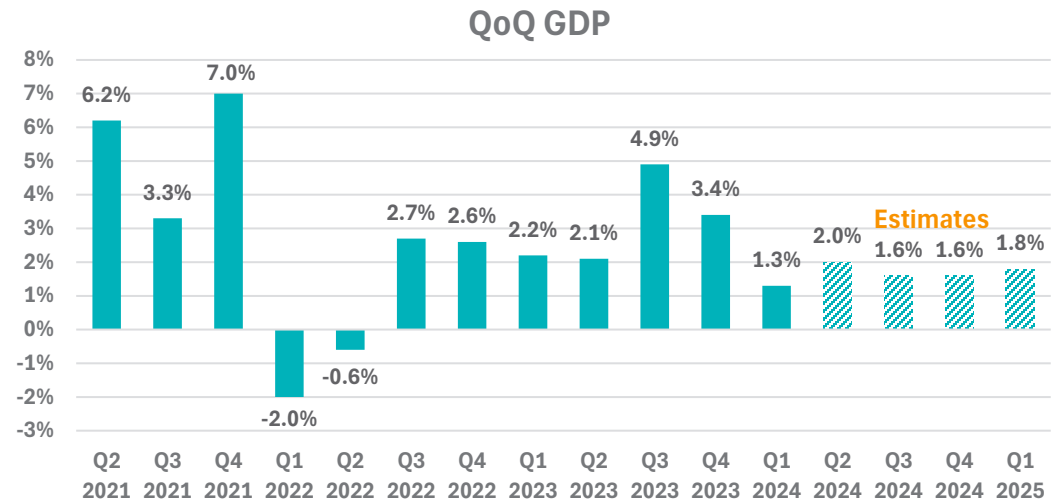
PUBLIC FUNDS

# OBSERVATIONS AND EXPECTATIONS

- U.S. economic growth should slow in the second half of 2024, but not be negative
- The unemployment rate pushed above 4% in May from the cycle low of 3.4%
- Fed Funds futures are pointing to two .25% cuts this year and four next year
- Intermediate-term rates have increased this year, but are lower than last year's peak

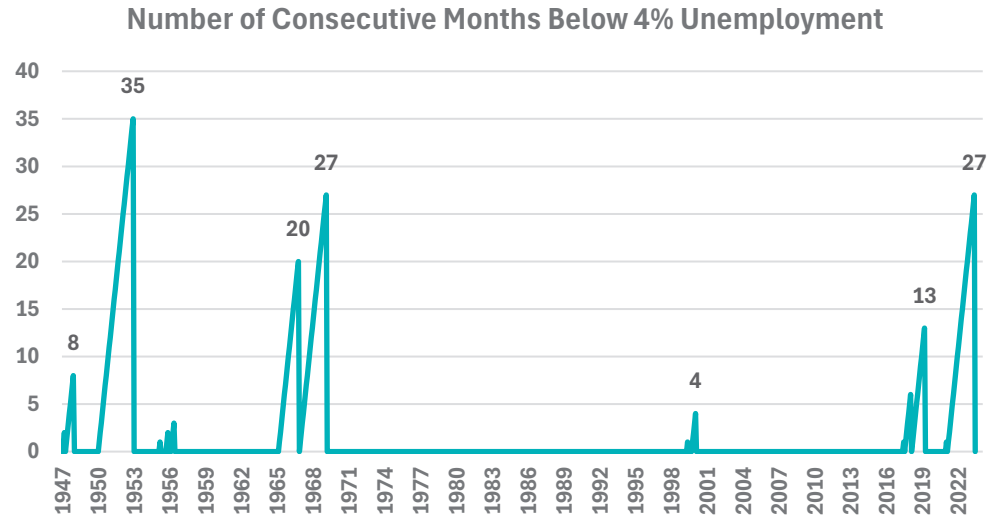
## Expected Downshift in Economic Growth

- Economists surveyed by Bloomberg are expecting growth to slow in the coming quarters.
- Higher inflation and interest rates have put a crimp in consumer spending.



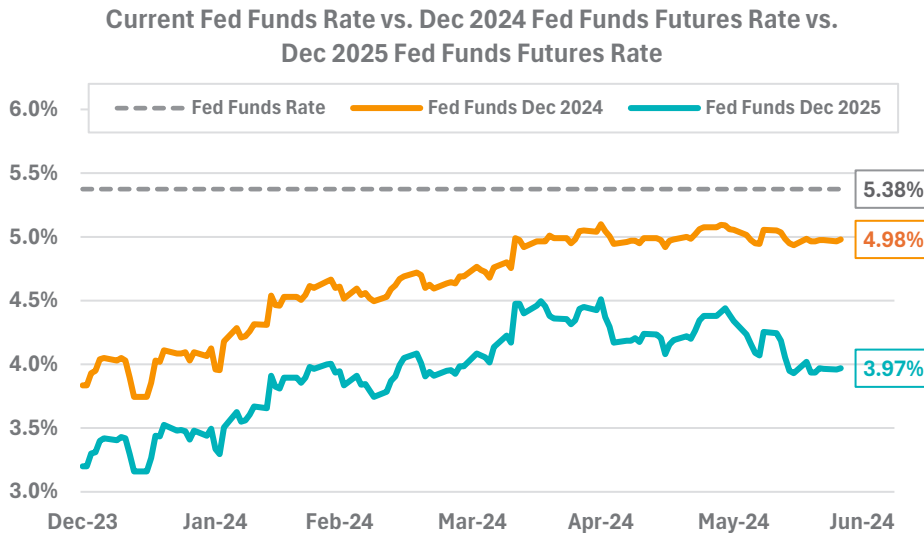
# The Unemployment Rate Climbed Above 4%

- The U.S. just finished its second longest streak of having the unemployment rate below 4%.
- The Federal Reserve and most economists expect the unemployment rate to push higher with job growth slowing later this year.



SOURCE: BLOOMBERG, BUREAU OF LABOR STATISTICS

# The Fed vs. The Market

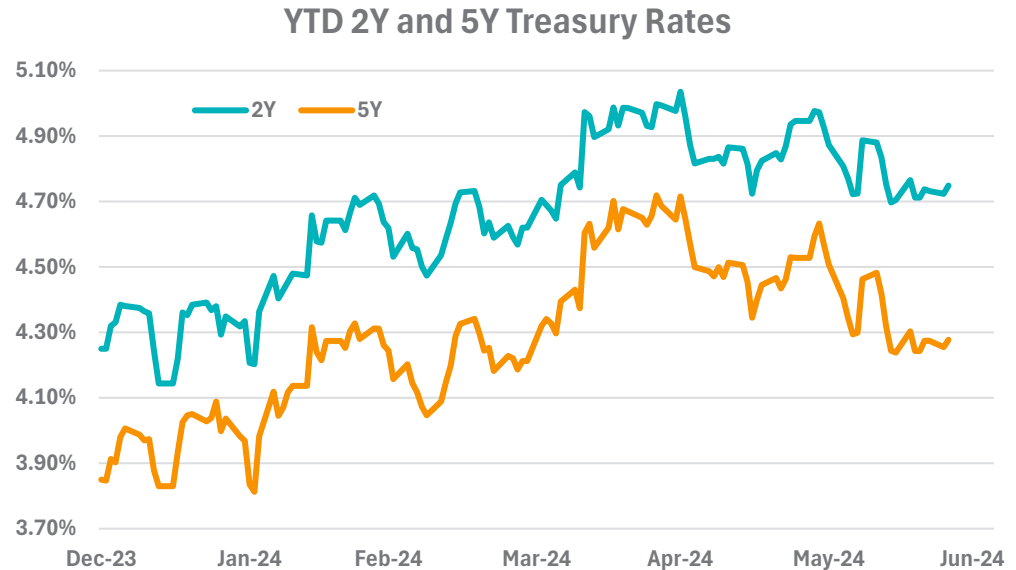


- The Federal Reserve is expecting one .25% cut this year to the Fed Funds Rate and four next year.
- The Fed Funds futures market is expecting two .25% cuts this year and four next year to push the Fed Funds rate down to 3.97% from its current rate of 5.38%

SOURCE: BLOOMBERG

## Intermediate-Term Rates Higher In 2024

- Both the 2-year and 5-year U.S. Treasury rates had their cycle peaks last October at 5.22% and 4.96%, respectively.
- Intermediate-term U.S. Treasury rates have climbed higher this year as market participants realized inflation remains sticky and Fed will cut the Fed Funds rate fewer times than was anticipated at the start of 2024.



SOURCE: BLOOMBERG

### Takeaways

- With intermediate-term interest rates near their highest levels since 2007, locking in those yields will most likely prove prudent.
- It will be interesting to observe Federal Reserve policy later this year as inflation probably remains above their target, with unemployment increasing.



## Compliance Certification

The undersigned acknowledge they have reviewed this quarterly investment report for the period ending June 30, 2024. Officials designated as investment officers by this entity's Investment Policy attest that all investments comply with the Texas Public Funds Investment Act and this entity's Investment Policy.

---

Rick Trefzer, Deputy General Manager

## Contents

---

Portfolio Statistics	7
Quarterly Portfolio Summary	8
Quarterly Portfolio Summary By Fund	9
Portfolio Overview	10
Summary by Type	11
Position Statement	12
Cash Reconciliation Report	14
Transaction Statement	15
Amortization Schedule	16
Accrued Interest Schedule	17
Earnings by Fund	19
Projected Cashflows	21
Change in Value	23



## Portfolio Statistics

**4.00**

Average Yield

**0.95**

Weighted Average Maturity (Years)

**0.92**

Portfolio Effective Duration (Years)

**0.95**

Weighted Average Life (Years)

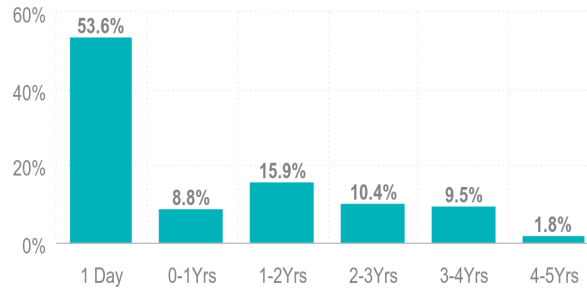
**AAA**

Average Credit Rating

## Portfolio Position

<b>Par Value</b>	\$169,899,019
<b>Principal Cost</b>	\$167,894,905
<b>Book Value</b>	\$169,203,094
<b>Market Value</b>	\$166,906,458
<b>Unrealized Gain/Loss</b>	(\$2,296,636)
<b>Accrued Interest</b>	\$372,376

## Maturity Distribution



## Sector Allocation



● LGIP	49.32%
● U.S. Agencies	30.54%
● U.S. Treasuries	15.90%
● Bank Deposits	4.24%



# Quarterly Portfolio Summary

This quarterly report is prepared in compliance with the Investment Policy and the Strategy of this entity and the Public Funds Investment Act (Chapter 2256, Texas Government Code).

## Portfolio as of March 31, 2024

<b>BEGINNING BOOK VALUE</b>	\$173,214,571.58
<b>BEGINNING MARKET VALUE</b>	\$170,736,001.31
<b>UNREALIZED GAIN/(LOSS)</b>	(\$2,478,570.28)
<b>WEIGHTED AVERAGE MATURITY (YEARS)</b>	1.08
<b>WEIGHTED AVERAGE YIELD</b>	3.83

## Portfolio as of June 30, 2024

<b>ENDING BOOK VALUE</b>	\$169,203,093.54
<b>ENDING MARKET VALUE</b>	\$166,906,457.91
<b>INVESTMENT INCOME FOR THE PERIOD</b>	\$1,665,761.82
<b>UNREALIZED GAIN/(LOSS)</b>	(\$2,296,635.63)
<b>CHANGE IN UNREALIZED GAIN/(LOSS)</b>	\$183,665.23
<b>WEIGHTED AVERAGE MATURITY (YEARS)</b>	0.95
<b>WEIGHTED AVERAGE YIELD</b>	4.00



## Quarterly Portfolio Summary By Fund

<b>PORTFOLIO MARKET VALUE BY FUND</b>	<b>03/31/2024</b>	<b>06/30/2024</b>	<b>CHANGE</b>	<b>INTEREST EARNED</b>
GENERAL FUND	101,862,088.07	84,590,405.26	-17,271,682.81	584,259.54
POOLED FUND	53,999,845.69	69,421,971.86	15,422,126.17	883,258.95
UTILITY BOND FUND	19,175,599.75	12,894,080.79	-6,281,518.96	198,243.33
<b>TOTAL</b>	<b>175,037,533.51</b>	<b>166,906,457.91</b>	<b>-8,131,075.60</b>	<b>1,665,761.82</b>



# Portfolio Overview

SECURITY TYPE	PAR VALUE	MARKET VALUE	BOOK VALUE	% OF PORTFOLIO	DAYS TO MATURITY	YIELD
Bank Deposits	7,082,965.97	7,082,965.97	7,082,965.97	4.24%	1	0.00
LGIP	82,316,052.65	82,316,052.65	82,316,052.65	49.32%	1	5.38
U.S. Treasuries	28,000,000.00	26,532,324.29	27,390,822.58	15.90%	454	2.56
U.S. Agencies	52,500,000.00	50,975,115.00	52,413,252.34	30.54%	894	3.07
<b>TOTAL</b>	<b>169,899,018.62</b>	<b>166,906,457.91</b>	<b>169,203,093.54</b>	<b>100.00%</b>	<b>346</b>	<b>4.00</b>

**CASH AND ACCRUED INTEREST**

Purchased Accrued Interest		0.00	0.00			
<b>TOTAL CASH AND INVESTMENTS</b>	<b>169,899,018.62</b>	<b>166,906,457.91</b>	<b>169,203,093.54</b>		<b>346</b>	<b>4.00</b>

**TOTAL EARNINGS**

**CURRENT QUARTER**  
1,665,761.82

## Summary by Type

SECURITY TYPE	# OF SECURITIES	PAR VALUE	BOOK VALUE	% OF PORTFOLIO	YIELD	DAYS TO FINAL MATURITY
<b>GENERAL FUND</b>						
Bank Deposits	2	7,082,965.97	7,082,965.97	4.23	0.00	1
U.S. Treasuries	6	28,000,000.00	27,390,822.58	15.89	2.56	454
U.S. Agencies	11	52,500,000.00	52,413,252.34	30.66	3.07	895
<b>TOTAL</b>	<b>19</b>	<b>87,582,965.97</b>	<b>86,887,040.89</b>	<b>50.68</b>	<b>2.65</b>	<b>682</b>
<b>POOLED FUND</b>						
LGIP	2	69,421,971.86	69,421,971.86	41.50	5.36	1
<b>TOTAL</b>	<b>2</b>	<b>69,421,971.86</b>	<b>69,421,971.86</b>	<b>41.59</b>	<b>5.36</b>	<b>1</b>
<b>UTILITY BOND FUND</b>						
LGIP	1	12,894,080.79	12,894,080.79	7.71	5.46	1
<b>TOTAL</b>	<b>1</b>	<b>12,894,080.79</b>	<b>12,894,080.79</b>	<b>7.73</b>	<b>5.46</b>	<b>1</b>
<b>GRAND TOTAL</b>	<b>22</b>	<b>169,899,018.62</b>	<b>169,203,093.54</b>	<b>100.00</b>	<b>4.00</b>	<b>347</b>



## Position Statement

CUSIP	DESCRIPTION	TRADE DATE SETTLE DATE	PAR VALUE	PRINCIPAL COST PURCHASED INTEREST	TOTAL COST	YIELD	MATURITY DATE	DAYS TO MATURITY	MARKET PRICE MARKET VALUE	UNREALIZED GAIN/LOSS BOOK VALUE	% OF MV	MOODY'S S&P RATING
<b>GENERAL FUND</b>												
<b>BANK DEPOSITS</b>												
4943564310	Wells Fargo Commercial Checking Account	06/30/2024 06/30/2024	7,082,253.47	7,082,253.47 0.00	7,082,253.47	0.00		1	1.00 7,082,253.47	0.00 7,082,253.47	4.24	NA
92313	Frost Bank Public Fund Checking Account	06/30/2024 06/30/2024	712.50	712.50 0.00	712.50	0.00		1	1.00 712.50	0.00 712.50	0.00	NA
<b>BANK DEPOSITS TOTAL</b>			<b>7,082,965.97</b>	<b>7,082,965.97 0.00</b>	<b>7,082,965.97</b>	<b>0.00</b>		<b>1</b>	<b>1.00 7,082,965.97</b>	<b>0.00 7,082,965.97</b>	<b>4.24</b>	<b>NA</b>
<b>U.S. TREASURIES</b>												
91282CDZ1	US TREASURY 1.500 02/15/25	07/01/2022 07/06/2022	2,500,000.00	2,413,281.25 0.00	2,413,281.25	2.89	02/15/2025	230	97.66 2,441,406.25	(37,799.41) 2,479,205.66	1.46	Aaa AA+
91282CEQ0	US TREASURY 2.750 05/15/25	07/01/2022 07/06/2022	2,500,000.00	2,490,820.31 0.00	2,490,820.31	2.88	05/15/2025	319	97.94 2,448,437.50	(48,766.39) 2,497,203.89	1.47	Aaa AA+
91282CAB7	US TREASURY 0.250 07/31/25	05/06/2022 05/10/2022	7,500,000.00	6,885,351.56 0.00	6,885,351.56	2.93	07/31/2025	396	94.96 7,122,363.30	(171,536.42) 7,293,899.72	4.27	Aaa AA+
91282CAJ0	US TREASURY 0.250 08/31/25	06/27/2022 06/29/2022	5,000,000.00	4,551,562.50 0.00	4,551,562.50	3.25	08/31/2025	427	94.61 4,730,273.45	(104,899.65) 4,835,173.10	2.83	Aaa AA+
91282CAJ0	US TREASURY 0.250 08/31/25	02/24/2022 02/28/2022	5,000,000.00	4,745,312.50 0.00	4,745,312.50	1.76	08/31/2025	427	94.61 4,730,273.45	(184,963.36) 4,915,236.81	2.83	Aaa AA+
91282CCP4	US TREASURY 0.625 07/31/26	02/24/2022 02/28/2022	5,500,000.00	5,224,140.63 0.00	5,224,140.63	1.81	07/31/2026	761	91.99 5,059,570.34	(310,533.05) 5,370,103.39	3.03	Aaa AA+
<b>U.S. TREASURIES TOTAL</b>			<b>28,000,000.00</b>	<b>26,310,468.75 0.00</b>	<b>26,310,468.75</b>	<b>2.56</b>		<b>454</b>	<b>94.79 26,532,324.29</b>	<b>(858,498.29) 27,390,822.58</b>	<b>15.90</b>	<b>Aaa AA+</b>
<b>U.S. AGENCIES</b>												
3130ANNS5	FHLBANKS 0.500 08/28/24 '24	08/10/2021 08/30/2021	5,000,000.00	5,000,000.00 0.00	5,000,000.00	0.50	08/28/2024	59	99.18 4,958,800.00	(41,200.00) 5,000,000.00	2.97	Aaa AA+
3135G03U5	FANNIE MAE 0.625 04/22/25	09/02/2022 09/07/2022	5,000,000.00	4,640,650.00 0.00	4,640,650.00	3.51	04/22/2025	296	96.38 4,819,100.00	(70,133.00) 4,889,233.00	2.89	Aaa AA+
3130AR5U1	FHLBANKS 2.050 03/10/26 '24	02/24/2022 03/10/2022	5,500,000.00	5,500,000.00 0.00	5,500,000.00	2.05	03/10/2026	618	95.13 5,232,205.00	(267,795.00) 5,500,000.00	3.13	Aaa AA+
3130ARAM3	FHLBANKS 2.010 03/24/26 '24	03/04/2022 03/24/2022	5,000,000.00	5,000,000.00 0.00	5,000,000.00	2.01	03/24/2026	632	94.97 4,748,600.00	(251,400.00) 5,000,000.00	2.85	Aaa AA+
3130AXCP1	FHLBANKS 4.875 09/11/26	10/16/2023 10/16/2023	3,000,000.00	2,996,284.20 0.00	2,996,284.20	4.92	09/11/2026	803	100.21 3,006,150.00	8,961.17 2,997,188.83	1.80	Aaa AA+
31422XVA7	FARMER MAC 2.300 03/08/27 '24 MTN	02/24/2022 03/08/2022	5,000,000.00	5,000,000.00 0.00	5,000,000.00	2.30	03/08/2027	981	93.24 4,661,750.00	(338,250.00) 5,000,000.00	2.79	Aaa AA+
3130ARAL5	FHLBANKS 2.150 03/24/27 '24	03/04/2022 03/24/2022	5,000,000.00	5,000,000.00 0.00	5,000,000.00	2.15	03/24/2027	997	93.03 4,651,400.00	(348,600.00) 5,000,000.00	2.79	Aaa AA+
3130ATUS4	FHLBANKS 4.250 12/10/27	11/30/2022 12/12/2022	6,000,000.00	6,082,020.00 0.00	6,082,020.00	3.94	12/10/2027	1,258	99.06 5,943,840.00	(112,704.05) 6,056,544.05	3.56	Aaa AA+
3133EPCX1	FED FARM CR BNKS 4.375 03/10/28	03/06/2023 03/10/2023	5,000,000.00	4,999,830.00 0.00	4,999,830.00	4.38	03/10/2028	1,349	99.55 4,977,300.00	(22,574.43) 4,999,874.43	2.98	Aaa AA+



## Position Statement

CUSIP	DESCRIPTION	TRADE DATE SETTLE DATE	PAR VALUE	PRINCIPAL COST PURCHASED INTEREST	TOTAL COST	YIELD	MATURITY DATE	DAYS TO MATURITY	MARKET PRICE MARKET VALUE	UNREALIZED GAIN/LOSS BOOK VALUE	% OF MV	MOODY'S S&P RATING
3130AWMN7	FHLBANKS 4.375 06/09/28	08/09/2023 08/09/2023	5,000,000.00	5,022,163.45 0.00	5,022,163.45	4.27	06/09/2028	1,440	99.55 4,977,500.00	(40,569.36) 5,018,069.36	2.98	Aaa AA+
3133EPWK7	FED FARM CR BNKS 4.500 09/22/28	10/19/2023 10/19/2023	3,000,000.00	2,944,470.00 0.00	2,944,470.00	4.93	09/22/2028	1,545	99.95 2,998,470.00	46,127.33 2,952,342.67	1.80	Aaa AA+
<b>U.S. AGENCIES TOTAL</b>			<b>52,500,000.00</b>	<b>52,185,417.65</b> <b>0.00</b>	<b>52,185,417.65</b>	<b>3.07</b>		<b>894</b>	<b>97.17</b> <b>50,975,115.00</b>	<b>(1,438,137.34)</b> <b>52,413,252.34</b>	<b>30.54</b>	<b>Aaa</b> <b>AA+</b>
<b>GENERAL FUND TOTAL</b>			<b>87,582,965.97</b>	<b>85,578,852.37</b> <b>0.00</b>	<b>85,578,852.37</b>	<b>2.65</b>		<b>681</b>	<b>88.37</b> <b>84,590,405.26</b>	<b>(2,296,635.63)</b> <b>86,887,040.89</b>	<b>50.68</b>	<b>AA+</b>

POOLED FUND												
LGIP												
TEXPRIME	TexPool Prime	06/30/2024 06/30/2024	24,353,514.98	24,353,514.98 0.00	24,353,514.98	5.46		1	1.00 24,353,514.98	0.00 24,353,514.98	14.59	AAA
TEXPOOL	TexPool	06/30/2024 06/30/2024	45,068,456.88	45,068,456.88 0.00	45,068,456.88	5.31		1	1.00 45,068,456.88	0.00 45,068,456.88	27.00	AAA
<b>LGIP TOTAL</b>			<b>69,421,971.86</b>	<b>69,421,971.86</b> <b>0.00</b>	<b>69,421,971.86</b>	<b>5.36</b>		<b>1</b>	<b>1.00</b> <b>69,421,971.86</b>	<b>0.00</b> <b>69,421,971.86</b>	<b>41.59</b>	<b>AAA</b>
<b>POOLED FUND TOTAL</b>			<b>69,421,971.86</b>	<b>69,421,971.86</b> <b>0.00</b>	<b>69,421,971.86</b>	<b>5.36</b>		<b>1</b>	<b>1.00</b> <b>69,421,971.86</b>	<b>0.00</b> <b>69,421,971.86</b>	<b>41.59</b>	<b>AAA</b>

UTILITY BOND FUND												
LGIP												
TEXPRIME	TexPool Prime	06/30/2024 06/30/2024	12,894,080.79	12,894,080.79 0.00	12,894,080.79	5.46		1	1.00 12,894,080.79	0.00 12,894,080.79	7.73	AAA
<b>LGIP TOTAL</b>			<b>12,894,080.79</b>	<b>12,894,080.79</b> <b>0.00</b>	<b>12,894,080.79</b>	<b>5.46</b>		<b>1</b>	<b>1.00</b> <b>12,894,080.79</b>	<b>0.00</b> <b>12,894,080.79</b>	<b>7.73</b>	<b>AAA</b>
<b>UTILITY BOND FUND TOTAL</b>			<b>12,894,080.79</b>	<b>12,894,080.79</b> <b>0.00</b>	<b>12,894,080.79</b>	<b>5.46</b>		<b>1</b>	<b>1.00</b> <b>12,894,080.79</b>	<b>0.00</b> <b>12,894,080.79</b>	<b>7.73</b>	<b>AAA</b>

<b>GRAND TOTAL</b>			<b>169,899,018.62</b>	<b>167,894,905.02</b> <b>0.00</b>	<b>167,894,905.02</b>	<b>4.00</b>		<b>346</b>	<b>45.28</b> <b>166,906,457.91</b>	<b>(2,296,635.63)</b> <b>169,203,093.54</b>	<b>100.00</b>	<b>AAA</b>
--------------------	--	--	-----------------------	--------------------------------------	-----------------------	-------------	--	------------	---------------------------------------	--	---------------	------------

## Cash Reconciliation Report

GENERAL FUND						
POST DATE	IDENTIFIER	DESCRIPTION	PAR VALUE	FINAL MATURITY	PRINCIPAL	AMOUNT
<b>COUPON</b>						
04/01/2024	912828W71	UNITED STATES TREASURY 2.125 03/31/2024	0.00	03/31/2024	0.00	106,250.00
04/05/2024	3133EMVD1	FEDERAL FARM CREDIT BANKS FUNDING CORP 0.33 04/05/2024	0.00	04/05/2024	0.00	8,250.00
04/22/2024	3135G03U5	FANNIE MAE 0.625 04/22/25	0.00	04/22/2025	0.00	15,625.00
05/15/2024	91282CEQ0	US TREASURY 2.750 05/15/25	0.00	05/15/2025	0.00	34,375.00
06/10/2024	3130AWMN7	FHLBANKS 4.375 06/09/28	0.00	06/09/2028	0.00	109,375.00
06/10/2024	3130ATUS4	FHLBANKS 4.250 12/10/27	0.00	12/10/2027	0.00	127,500.00
06/28/2024	3130AMT85	FEDERAL HOME LOAN BANKS 0.4 06/28/2024	0.00	06/28/2024	0.00	10,000.00
<b>COUPON TOTAL</b>			<b>0.00</b>		<b>0.00</b>	<b>411,375.00</b>
POST DATE	IDENTIFIER	DESCRIPTION	PAR VALUE	FINAL MATURITY	PRINCIPAL	AMOUNT
<b>MATURITY</b>						
03/31/2024	912828W71	UNITED STATES TREASURY 2.125 03/31/2024	-10,000,000.00	03/31/2024	-10,000,000.00	10,000,000.00
04/05/2024	3133EMVD1	FEDERAL FARM CREDIT BANKS FUNDING CORP 0.33 04/05/2024	-5,000,000.00	04/05/2024	-5,000,000.00	5,000,000.00
06/28/2024	3130AMT85	FEDERAL HOME LOAN BANKS 0.4 06/28/2024	-5,000,000.00	06/28/2024	-5,000,000.00	5,000,000.00
<b>MATURITY TOTAL</b>			<b>-20,000,000.00</b>		<b>-20,000,000.00</b>	<b>20,000,000.00</b>



## Transaction Statement

GENERAL FUND								NET
	TRADE DATE	SETTLE DATE	CUSIP	DESCRIPTION	PAR VALUE	BOOK VALUE	TOTAL	REALIZED GAIN/LOSS
<b>MATURITY</b>								
	03/31/2024	03/31/2024	912828W71	UNITED STATES TREASURY 2.125 03/31/2024	(10,000,000.00)	10,000,000.00	10,000,000.00	0.00
	04/05/2024	04/05/2024	3133EMVD1	FEDERAL FARM CREDIT BANKS FUNDING CORP 0.33 04/05/2024	(5,000,000.00)	5,000,000.00	5,000,000.00	0.00
	06/28/2024	06/28/2024	3130AMT85	FEDERAL HOME LOAN BANKS 0.4 06/28/2024	(5,000,000.00)	5,000,000.00	5,000,000.00	0.00
<b>MATURITY TOTAL</b>					<b>(20,000,000.00)</b>	<b>20,000,000.00</b>	<b>20,000,000.00</b>	<b>0.00</b>



## Amortization Schedule

CUSIP	DESCRIPTION	PAR VALUE	PRINCIPAL COST	ORIGINAL PREMIUM OR DISCOUNT	BEGINNING BOOK VALUE	CURRENT PERIOD AMORT	ENDING BOOK VALUE	TOTAL AMORTIZATION	UNAMORTIZED BALANCE
<b>GENERAL FUND</b>									
3135G03U5	FANNIE MAE 0.625 04/22/25	5,000,000.00	4,640,650.00	(359,350.00)	4,855,064.20	34,168.80	4,889,233.00	248,583.00	(110,767.00)
31422XVA7	FARMER MAC 2.300 03/08/27 '24 MTN	5,000,000.00	5,000,000.00	0.00	5,000,000.00	0.00	5,000,000.00	0.00	0.00
3133EPCX1	FED FARM CR BNKS 4.375 03/10/28	5,000,000.00	4,999,830.00	(170.00)	4,999,865.96	8.48	4,999,874.43	44.43	(125.57)
3133EPWK7	FED FARM CR BNKS 4.500 09/22/28	3,000,000.00	2,944,470.00	(55,530.00)	2,949,533.85	2,808.82	2,952,342.67	7,872.67	(47,657.33)
3133EMVD1	FEDERAL FARM CREDIT BANKS FUNDING CORP 0.33 04/05/2024	5,000,000.00	4,993,750.00	(6,250.00)	5,000,000.00	0.00	0.00	6,250.00	0.00
3130AMT85	FEDERAL HOME LOAN BANKS 0.4 06/28/2024	5,000,000.00	5,000,000.00	0.00	5,000,000.00	0.00	0.00	0.00	0.00
3130ANNS5	FHLBANKS 0.500 08/28/24 '24	5,000,000.00	5,000,000.00	0.00	5,000,000.00	0.00	5,000,000.00	0.00	0.00
3130ARAM3	FHLBANKS 2.010 03/24/26 '24	5,000,000.00	5,000,000.00	0.00	5,000,000.00	0.00	5,000,000.00	0.00	0.00
3130AR5U1	FHLBANKS 2.050 03/10/26 '24	5,500,000.00	5,500,000.00	0.00	5,500,000.00	0.00	5,500,000.00	0.00	0.00
3130ARAL5	FHLBANKS 2.150 03/24/27 '24	5,000,000.00	5,000,000.00	0.00	5,000,000.00	0.00	5,000,000.00	0.00	0.00
3130ATUS4	FHLBANKS 4.250 12/10/27	6,000,000.00	6,082,020.00	82,020.00	6,060,637.54	(4,093.48)	6,056,544.05	(25,475.95)	56,544.05
3130AWMN7	FHLBANKS 4.375 06/09/28	5,000,000.00	5,022,163.45	22,163.45	5,019,212.03	(1,142.68)	5,018,069.36	(4,094.09)	18,069.36
3130AXCP1	FHLBANKS 4.875 09/11/26	3,000,000.00	2,996,284.20	(3,715.80)	2,996,869.85	318.97	2,997,188.83	904.63	(2,811.17)
91282CAB7	US TREASURY 0.250 07/31/25	7,500,000.00	6,885,351.56	(614,648.44)	7,246,418.39	47,481.33	7,293,899.72	408,548.16	(206,100.28)
91282CAJ0	US TREASURY 0.250 08/31/25	5,000,000.00	4,745,312.50	(254,687.50)	4,897,130.12	18,106.69	4,915,236.81	169,924.31	(84,763.19)
91282CAJ0	US TREASURY 0.250 08/31/25	5,000,000.00	4,551,562.50	(448,437.50)	4,799,963.60	35,209.50	4,835,173.10	283,610.60	(164,826.90)
91282CCP4	US TREASURY 0.625 07/31/26	5,500,000.00	5,224,140.63	(275,859.37)	5,354,549.99	15,553.41	5,370,103.39	145,962.76	(129,896.61)
91282CDZ1	US TREASURY 1.500 02/15/25	2,500,000.00	2,413,281.25	(86,718.75)	2,470,942.41	8,263.25	2,479,205.66	65,924.41	(20,794.34)
91282CEQ0	US TREASURY 2.750 05/15/25	2,500,000.00	2,490,820.31	(9,179.69)	2,496,403.74	800.15	2,497,203.89	6,383.58	(2,796.11)
<b>TOTAL</b>		<b>90,500,000.00</b>	<b>88,489,636.40</b>	<b>(2,010,363.60)</b>	<b>89,646,591.68</b>	<b>157,483.24</b>	<b>79,804,074.92</b>	<b>1,314,438.52</b>	<b>(695,925.08)</b>
<b>GRAND TOTAL</b>		<b>90,500,000.00</b>	<b>88,489,636.40</b>	<b>(2,010,363.60)</b>	<b>89,646,591.68</b>	<b>157,483.24</b>	<b>79,804,074.92</b>	<b>1,314,438.52</b>	<b>(695,925.08)</b>





## Accrued Interest Schedule

IDENTIFIER	DESCRIPTION	SETTLE DATE	PAR VALUE	PRINCIPAL COST	BEGINNING ACCRUED INTEREST	PURCHASED INTEREST	CURRENT PERIOD ACCRUAL	INTEREST RECEIVED	ENDING ACCRUED INTEREST
<b>GENERAL FUND</b>									
3135G03U5	FANNIE MAE 0.625 04/22/25	2022-09-07	5,000,000.00	4,640,650.00	13,802.08	0.00	7,812.50	15,625.00	5,989.58
31422XVA7	FARMER MAC 2.300 03/08/27 '24 MTN	2022-03-08	5,000,000.00	5,000,000.00	7,347.22	0.00	28,750.00	0.00	36,097.22
3133EPCX1	FED FARM CR BNKS 4.375 03/10/28	2023-03-10	5,000,000.00	4,999,830.00	12,760.42	0.00	54,687.50	0.00	67,447.92
3133EPWK7	FED FARM CR BNKS 4.500 09/22/28	2023-10-19	3,000,000.00	2,944,470.00	3,375.00	0.00	33,750.00	0.00	37,125.00
3133EMVD1	FEDERAL FARM CREDIT BANKS FUND- ING CORP 0.33 04/05/2024	2021-04-05	0.00	0.00	8,066.67	0.00	183.33	8,250.00	0.00
3130AMT85	FEDERAL HOME LOAN BANKS 0.4 06/28/2024	2021-06-28	0.00	0.00	5,166.67	0.00	4,833.33	10,000.00	0.00
3130ANNS5	FHLBANKS 0.500 08/28/24 '24	2021-08-30	5,000,000.00	5,000,000.00	2,291.67	0.00	6,250.00	0.00	8,541.67
3130ARAM3	FHLBANKS 2.010 03/24/26 '24	2022-03-24	5,000,000.00	5,000,000.00	1,954.17	0.00	25,125.00	0.00	27,079.17
3130AR5U1	FHLBANKS 2.050 03/10/26 '24	2022-03-10	5,500,000.00	5,500,000.00	6,577.08	0.00	28,187.50	0.00	34,764.58
3130ARAL5	FHLBANKS 2.150 03/24/27 '24	2022-03-24	5,000,000.00	5,000,000.00	2,090.28	0.00	26,875.00	0.00	28,965.28
3130ATUS4	FHLBANKS 4.250 12/10/27	2022-12-12	6,000,000.00	6,082,020.00	78,625.00	0.00	63,750.00	127,500.00	14,875.00
3130AWMN7	FHLBANKS 4.375 06/09/28	2023-08-09	5,000,000.00	5,022,163.45	68,055.56	0.00	54,687.50	109,375.00	13,368.06
3130AXCP1	FHLBANKS 4.875 09/11/26	2023-10-16	3,000,000.00	2,996,284.20	8,125.00	0.00	36,562.50	0.00	44,687.50
92313	Frost Bank Public Fund Checking Account	2024-06-30	712.50	712.50	0.00	0.00	9,392.81	9,392.81	0.00
912828W71	UNITED STATES TREASURY 2.125 03/31/2024	2022-02-07	0.00	0.00	0.00	0.00	0.00	106,250.00	0.00
91282CAB7	US TREASURY 0.250 07/31/25	2022-05-10	7,500,000.00	6,885,351.56	3,142.17	0.00	4,687.50	0.00	7,829.67
91282CAJ0	US TREASURY 0.250 08/31/25	2022-06-29	5,000,000.00	4,551,562.50	1,086.96	0.00	3,091.03	0.00	4,177.99
91282CAJ0	US TREASURY 0.250 08/31/25	2022-02-28	5,000,000.00	4,745,312.50	1,086.96	0.00	3,091.03	0.00	4,177.99
91282CCP4	US TREASURY 0.625 07/31/26	2022-02-28	5,500,000.00	5,224,140.63	5,760.65	0.00	8,593.75	0.00	14,354.40
91282CDZ1	US TREASURY 1.500 02/15/25	2022-07-06	2,500,000.00	2,413,281.25	4,739.01	0.00	9,375.00	0.00	14,114.01
91282CEQ0	US TREASURY 2.750 05/15/25	2022-07-06	2,500,000.00	2,490,820.31	26,064.56	0.00	17,091.01	34,375.00	8,780.57
4943564310	Wells Fargo Commercial Checking Account	2024-06-30	7,082,253.47	7,082,253.47	0.00	0.00	0.00	0.00	0.00
<b>TOTAL</b>			<b>87,582,965.97</b>	<b>85,578,852.37</b>	<b>260,117.11</b>	<b>0.00</b>	<b>426,776.30</b>	<b>420,767.81</b>	<b>372,375.60</b>
<b>POOLED FUND</b>									
TEXPOOL	TexPool	2024-06-30	45,068,456.88	45,068,456.88	0.00	0.00	578,695.82	578,695.82	0.00
TEXPRIME	TexPool Prime	2024-06-30	24,353,514.98	24,353,514.98	0.00	0.00	304,563.13	304,563.13	0.00



## Accrued Interest Schedule

IDENTIFIER	DESCRIPTION	SETTLE DATE	PAR VALUE	PRINCIPAL COST	BEGINNING ACCRUED INTEREST	PURCHASED INTEREST	CURRENT PERIOD ACCRUAL	INTEREST RECEIVED	ENDING ACCRUED INTEREST
<b>TOTAL</b>			<b>69,421,971.86</b>	<b>69,421,971.86</b>	<b>0.00</b>	<b>0.00</b>	<b>883,258.95</b>	<b>883,258.95</b>	<b>0.00</b>
<b>UTILITY BOND FUND</b>									
TEXPRIME	TexPool Prime	2024-06-30	12,894,080.79	12,894,080.79	0.00	0.00	198,243.33	198,243.33	0.00
<b>TOTAL</b>			<b>12,894,080.79</b>	<b>12,894,080.79</b>	<b>0.00</b>	<b>0.00</b>	<b>198,243.33</b>	<b>198,243.33</b>	<b>0.00</b>
<b>GRAND TOTAL</b>			<b>169,899,018.62</b>	<b>167,894,905.02</b>	<b>260,117.11</b>	<b>0.00</b>	<b>1,508,278.58</b>	<b>1,502,270.09</b>	<b>372,375.60</b>



## Earnings by Fund

CUSIP	DESCRIPTION	ENDING PAR VALUE	BEGINNING BOOK VALUE	ENDING BOOK VALUE	FINAL MATURITY	COUPON RATE	YIELD	INTEREST EARNED	NET AMORTIZATION/ ACCRETION INCOME	NET REALIZED GAIN/LOSS	ADJUSTED INTEREST EARNINGS
<b>GENERAL FUND</b>											
3130AMT85	FEDERAL HOME LOAN BANKS 0.4 06/28/2024	0.00	5,000,000.00	0.00	06/28/2024	0.40	0.40	4,833.33	0.00	0.00	4,833.33
3130ANNS5	FHLBANKS 0.500 08/28/24 '24	5,000,000.00	5,000,000.00	5,000,000.00	08/28/2024	0.50	0.50	6,250.00	0.00	0.00	6,250.00
3130AR5U1	FHLBANKS 2.050 03/10/26 '24	5,500,000.00	5,500,000.00	5,500,000.00	03/10/2026	2.05	2.05	28,187.50	0.00	0.00	28,187.50
3130ARAL5	FHLBANKS 2.150 03/24/27 '24	5,000,000.00	5,000,000.00	5,000,000.00	03/24/2027	2.15	2.15	26,875.00	0.00	0.00	26,875.00
3130ARAM3	FHLBANKS 2.010 03/24/26 '24	5,000,000.00	5,000,000.00	5,000,000.00	03/24/2026	2.01	2.01	25,125.00	0.00	0.00	25,125.00
3130ATUS4	FHLBANKS 4.250 12/10/27	6,000,000.00	6,060,637.54	6,056,544.05	12/10/2027	4.25	3.94	63,750.00	(4,093.48)	0.00	59,656.52
3130AWMN7	FHLBANKS 4.375 06/09/28	5,000,000.00	5,019,212.03	5,018,069.36	06/09/2028	4.38	4.27	54,687.50	(1,142.68)	0.00	53,544.82
3130AXCP1	FHLBANKS 4.875 09/11/26	3,000,000.00	2,996,869.85	2,997,188.83	09/11/2026	4.88	4.92	36,562.50	318.97	0.00	36,881.47
3133EMVD1	FEDERAL FARM CREDIT BANKS FUNDING CORP 0.33 04/05/2024	0.00	5,000,000.00	0.00	04/05/2024	0.33	0.37	183.33	0.00	0.00	183.33
3133EPCX1	FED FARM CR BNKS 4.375 03/10/28	5,000,000.00	4,999,865.96	4,999,874.43	03/10/2028	4.38	4.38	54,687.50	8.48	0.00	54,695.98
3133EPWK7	FED FARM CR BNKS 4.500 09/22/28	3,000,000.00	2,949,533.85	2,952,342.67	09/22/2028	4.50	4.93	33,750.00	2,808.82	0.00	36,558.82
3135G03U5	FANNIE MAE 0.625 04/22/25	5,000,000.00	4,855,064.20	4,889,233.00	04/22/2025	0.63	3.51	7,812.50	34,168.80	0.00	41,981.30
31422XVA7	FARMER MAC 2.300 03/08/27 '24 MTN	5,000,000.00	5,000,000.00	5,000,000.00	03/08/2027	2.30	2.30	28,750.00	0.00	0.00	28,750.00
4943564310	Wells Fargo Commercial Checking Account	7,082,253.47	2,299,396.37	7,082,253.47	06/30/2024	0.00	0.00	0.00	0.00	0.00	0.00
912828W71	UNITED STATES TREASURY 2.125 03/31/2024	0.00	10,000,000.00	0.00	03/31/2024	2.13	1.24	0.00	0.00	0.00	0.00
91282CAB7	US TREASURY 0.250 07/31/25	7,500,000.00	7,246,418.39	7,293,899.72	07/31/2025	0.25	2.93	4,687.50	47,481.33	0.00	52,168.83
91282CAJ0	US TREASURY 0.250 08/31/25	5,000,000.00	4,897,130.12	4,915,236.81	08/31/2025	0.25	1.76	3,091.03	18,106.69	0.00	21,197.72
91282CAJ0	US TREASURY 0.250 08/31/25	5,000,000.00	4,799,963.60	4,835,173.10	08/31/2025	0.25	3.25	3,091.03	35,209.50	0.00	38,300.53
91282CCP4	US TREASURY 0.625 07/31/26	5,500,000.00	5,354,549.99	5,370,103.39	07/31/2026	0.63	1.81	8,593.75	15,553.41	0.00	24,147.16
91282CDZ1	US TREASURY 1.500 02/15/25	2,500,000.00	2,470,942.41	2,479,205.66	02/15/2025	1.50	2.89	9,375.00	8,263.25	0.00	17,638.25
91282CEQ0	US TREASURY 2.750 05/15/25	2,500,000.00	2,496,403.74	2,497,203.89	05/15/2025	2.75	2.88	17,091.01	800.15	0.00	17,891.16
92313	Frost Bank Public Fund Checking Account	712.50	2,396,400.88	712.50	06/30/2024	5.21	0.00	9,392.81	0.00	0.00	9,392.81
<b>TOTAL</b>		<b>87,582,965.97</b>	<b>104,342,388.93</b>	<b>86,887,040.89</b>		<b>1.91</b>	<b>2.65</b>	<b>426,776.30</b>	<b>157,483.24</b>	<b>0.00</b>	<b>584,259.54</b>

**POOLED FUND**



## Earnings by Fund

CUSIP	DESCRIPTION	ENDING PAR VALUE	BEGINNING BOOK VALUE	ENDING BOOK VALUE	FINAL MATURITY	COUPON RATE	YIELD	INTEREST EARNED	NET AMORTIZATION/ACCRETION INCOME	NET REALIZED GAIN/LOSS	ADJUSTED INTEREST EARNINGS
TEXPOOL	TexPool	45,068,456.88	36,430,656.13	45,068,456.88	06/30/2024	5.34	5.31	578,695.82	0.00	0.00	578,695.82
TEXPRIME	TexPool Prime	24,353,514.98	17,569,189.56	24,353,514.98	06/30/2024	4.50	5.46	304,563.13	0.00	0.00	304,563.13
<b>TOTAL</b>		<b>69,421,971.86</b>	<b>53,999,845.69</b>	<b>69,421,971.86</b>		<b>5.04</b>	<b>5.36</b>	<b>883,258.95</b>	<b>0.00</b>	<b>0.00</b>	<b>883,258.95</b>
<b>UTILITY BOND FUND</b>											
TEXPRIME	TexPool Prime	12,894,080.79	19,175,599.75	12,894,080.79	06/30/2024	4.50	5.46	198,243.33	0.00	0.00	198,243.33
<b>TOTAL</b>		<b>12,894,080.79</b>	<b>19,175,599.75</b>	<b>12,894,080.79</b>		<b>4.50</b>	<b>5.46</b>	<b>198,243.33</b>	<b>0.00</b>	<b>0.00</b>	<b>198,243.33</b>
<b>GRAND TOTAL</b>		<b>169,899,018.62</b>	<b>177,517,834.37</b>	<b>169,203,093.54</b>		<b>3.41</b>	<b>4.00</b>	<b>1,508,278.58</b>	<b>157,483.24</b>	<b>0.00</b>	<b>1,665,761.82</b>

## Projected Cashflows

For the Period July 01, 2024 to December 31, 2024

CUSIP	DESCRIPTION	POST DATE	TRANSACTION TYPE	AMOUNT
<b>GENERAL FUND</b>				
<b>JUL 2024</b>				
91282CAB7	US TREASURY 0.250 07/31/25	07/31/2024	Coupon	9,375.00
91282CCP4	US TREASURY 0.625 07/31/26	07/31/2024	Coupon	17,187.50
<b>JUL 2024 TOTAL</b>				<b>26,562.50</b>
<b>AUG 2024</b>				
91282CDZ1	US TREASURY 1.500 02/15/25	08/15/2024	Coupon	18,750.00
3130ANNS5	FHLBANKS 0.500 08/28/24 '24	08/28/2024	Final Maturity	5,000,000.00
3130ANNS5	FHLBANKS 0.500 08/28/24 '24	08/28/2024	Coupon	12,500.00
<b>AUG 2024 TOTAL</b>				<b>5,031,250.00</b>
<b>SEP 2024</b>				
91282CAJ0	US TREASURY 0.250 08/31/25	09/03/2024	Coupon	12,500.00
31422XVA7	FARMER MAC 2.300 03/08/27 '24 MTN	09/09/2024	Coupon	57,500.00
3130AR5U1	FHLBANKS 2.050 03/10/26 '24	09/10/2024	Coupon	56,375.00
3133EPCX1	FED FARM CR BNKS 4.375 03/10/28	09/10/2024	Coupon	109,375.00
3130AXCP1	FHLBANKS 4.875 09/11/26	09/11/2024	Coupon	73,125.00
3133EPWK7	FED FARM CR BNKS 4.500 09/22/28	09/23/2024	Coupon	67,500.00
3130ARAM3	FHLBANKS 2.010 03/24/26 '24	09/24/2024	Coupon	50,250.00
3130ARAL5	FHLBANKS 2.150 03/24/27 '24	09/24/2024	Coupon	53,750.00
<b>SEP 2024 TOTAL</b>				<b>480,375.00</b>
<b>OCT 2024</b>				
3135G03U5	FANNIE MAE 0.625 04/22/25	10/22/2024	Coupon	15,625.00
<b>OCT 2024 TOTAL</b>				<b>15,625.00</b>
<b>NOV 2024</b>				
91282CEQ0	US TREASURY 2.750 05/15/25	11/15/2024	Coupon	34,375.00

## Projected Cashflows

For the Period July 01, 2024 to December 31, 2024

CUSIP	DESCRIPTION	POST DATE	TRANSACTION TYPE	AMOUNT
<b>NOV 2024 TOTAL</b>				<b>34,375.00</b>
<b>DEC 2024</b>				
3130AWMN7	FHLBANKS 4.375 06/09/28	12/09/2024	Coupon	109,375.00
3130ATUS4	FHLBANKS 4.250 12/10/27	12/10/2024	Coupon	127,500.00
<b>DEC 2024 TOTAL</b>				<b>236,875.00</b>
<b>GENERAL FUND TOTAL</b>				<b>5,825,062.50</b>
<b>GRAND TOTAL</b>				<b>5,825,062.50</b>



## Change in Value

IDENTIFIER	ISSUER PAR VALUE	YIELD	TRADE DATE MATURITY DATE	INTEREST ACCRUAL INTEREST RECEIVED	BEGINNING BOOK VALUE BEGINNING MARKET VALUE	PURCHASES/ ADDITIONS	REDEMPTIONS	CHANGE IN BOOK VALUE CHANGE IN MARKET VALUE	ENDING BOOK VALUE ENDING MARKET VALUE
<b>GENERAL FUND</b>									
912828W71	UNITED STATES TREASURY 2.125 03/31/2024 0.00	1.24	02/03/2022 03/31/2024	0.00 106,250.00	10,000,000.00 10,000,000.00	0.00	0.00	(10,000,000.00) (10,000,000.00)	0.00 0.00
3133EMVD1	FEDERAL FARM CREDIT BANKS FUNDING CORP 0.33 04/05/2024 0.00	0.37	03/30/2021 04/05/2024	183.33 8,250.00	5,000,000.00 4,997,200.00	0.00	(5,000,000.00)	(5,000,000.00) (4,997,200.00)	0.00 0.00
3130AMT85	FEDERAL HOME LOAN BANKS 0.4 06/28/2024 0.00	0.40	06/03/2021 06/28/2024	4,833.33 10,000.00	5,000,000.00 4,935,150.00	0.00	(5,000,000.00)	(5,000,000.00) (4,935,150.00)	0.00 0.00
92313	Frost Bank Public Fund Checking Account 712.50	0.00	06/30/2024	9,392.81 9,392.81	2,396,400.88 2,396,400.88	101,957.88	(2,497,646.26)	(2,395,688.38) (2,395,688.38)	712.50 712.50
4943564310	Wells Fargo Commercial Checking Account 7,082,253.47	0.00	06/30/2024	0.00 0.00	2,299,396.37 2,299,396.37	5,364,619.31	(581,762.21)	4,782,857.10 4,782,857.10	7,082,253.47 7,082,253.47
3130ANNS5	FHLBANKS 0.500 08/28/24 '24 5,000,000.00	0.50	08/10/2021 08/28/2024	6,250.00 0.00	5,000,000.00 4,896,450.00	0.00	0.00	0.00 62,350.00	5,000,000.00 4,958,800.00
91282CDZ1	US TREASURY 1.500 02/15/25 2,500,000.00	2.89	07/01/2022 02/15/2025	9,375.00 0.00	2,470,942.41 2,422,363.28	0.00	0.00	8,263.25 19,042.98	2,479,205.66 2,441,406.25
3135G03U5	FANNIE MAE 0.625 04/22/25 5,000,000.00	3.51	09/02/2022 04/22/2025	7,812.50 15,625.00	4,855,064.20 4,778,250.00	0.00	0.00	34,168.80 40,850.00	4,889,233.00 4,819,100.00
91282CEQ0	US TREASURY 2.750 05/15/25 2,500,000.00	2.88	07/01/2022 05/15/2025	17,091.01 34,375.00	2,496,403.74 2,439,355.48	0.00	0.00	800.15 9,082.03	2,497,203.89 2,448,437.50
91282CAB7	US TREASURY 0.250 07/31/25 7,500,000.00	2.93	05/06/2022 07/31/2025	4,687.50 0.00	7,246,418.39 7,054,980.45	0.00	0.00	47,481.33 67,382.85	7,293,899.72 7,122,363.30
91282CAJ0	US TREASURY 0.250 08/31/25 5,000,000.00	1.76	02/24/2022 08/31/2025	3,091.03 0.00	4,897,130.12 4,688,085.95	0.00	0.00	18,106.69 42,187.50	4,915,236.81 4,730,273.45
91282CAJ0	US TREASURY 0.250 08/31/25 5,000,000.00	3.25	06/27/2022 08/31/2025	3,091.03 0.00	4,799,963.60 4,688,085.95	0.00	0.00	35,209.50 42,187.50	4,835,173.10 4,730,273.45
3130AR5U1	FHLBANKS 2.050 03/10/26 '24 5,500,000.00	2.05	02/24/2022 03/10/2026	28,187.50 0.00	5,500,000.00 5,212,625.00	0.00	0.00	0.00 19,580.00	5,500,000.00 5,232,205.00
3130ARAM3	FHLBANKS 2.010 03/24/26 '24 5,000,000.00	2.01	03/04/2022 03/24/2026	25,125.00 0.00	5,000,000.00 4,730,850.00	0.00	0.00	0.00 17,750.00	5,000,000.00 4,748,600.00
91282CCP4	US TREASURY 0.625 07/31/26 5,500,000.00	1.81	02/24/2022 07/31/2026	8,593.75 0.00	5,354,549.99 5,026,054.72	0.00	0.00	15,553.41 33,515.63	5,370,103.39 5,059,570.34
3130AXCP1	FHLBANKS 4.875 09/11/26 3,000,000.00	4.92	10/16/2023 09/11/2026	36,562.50 0.00	2,996,869.85 3,017,400.00	0.00	0.00	318.97 (11,250.00)	2,997,188.83 3,006,150.00
31422XVA7	FARMER MAC 2.300 03/08/27 '24 MTN 5,000,000.00	2.30	02/24/2022 03/08/2027	28,750.00 0.00	5,000,000.00 4,660,250.00	0.00	0.00	0.00 1,500.00	5,000,000.00 4,661,750.00
3130ARAL5	FHLBANKS 2.150 03/24/27 '24 5,000,000.00	2.15	03/04/2022 03/24/2027	26,875.00 0.00	5,000,000.00 4,644,850.00	0.00	0.00	0.00 6,550.00	5,000,000.00 4,651,400.00



## Change in Value

IDENTIFIER	ISSUER PAR VALUE	YIELD	TRADE DATE MATURITY DATE	INTEREST ACCRUAL INTEREST RECEIVED	BEGINNING BOOK VALUE BEGINNING MARKET VALUE	PURCHASES/ ADDITIONS	REDEMPTIONS	CHANGE IN BOOK VALUE CHANGE IN MARKET VALUE	ENDING BOOK VALUE ENDING MARKET VALUE
3130ATUS4	FHLBANKS 4.250 12/10/27 6,000,000.00	3.94	11/30/2022 12/10/2027	63,750.00 127,500.00	6,060,637.54 5,962,080.00	0.00	0.00	(4,093.48) (18,240.00)	6,056,544.05 5,943,840.00
3133EPCX1	FED FARM CR BNKS 4.375 03/10/28 5,000,000.00	4.38	03/06/2023 03/10/2028	54,687.50 0.00	4,999,865.96 4,994,850.00	0.00	0.00	8.48 (17,550.00)	4,999,874.43 4,977,300.00
3130AWMN7	FHLBANKS 4.375 06/09/28 5,000,000.00	4.27	08/09/2023 06/09/2028	54,687.50 109,375.00	5,019,212.03 4,999,200.00	0.00	0.00	(1142.68) (21,700.00)	5,018,069.36 4,977,500.00
3133EPWK7	FED FARM CR BNKS 4.500 09/22/28 3,000,000.00	4.93	10/19/2023 09/22/2028	33,750.00 0.00	2,949,533.85 3,018,210.00	0.00	0.00	2,808.82 (19,740.00)	2,952,342.67 2,998,470.00
<b>TOTAL</b>		<b>2.65</b>		<b>426,776.30</b> <b>420,767.81</b>	<b>104,342,388.93</b> <b>101,862,088.07</b>	<b>5,466,577.19</b>	<b>(13,079,408.47)</b>	<b>(17,455,348.04)</b> <b>(17,271,682.81)</b>	<b>86,887,040.89</b> <b>84,590,405.26</b>

POOLED FUND									
TEXPOOL	TexPool 45,068,456.88	5.31	06/30/2024	578,695.82 578,695.82	36,430,656.13 36,430,656.13	11,081,321.76	(2,443,521.01)	8,637,800.75 8,637,800.75	45,068,456.88 45,068,456.88
TEXPRIME	TexPool Prime 24,353,514.98	5.46	06/30/2024	304,563.13 304,563.13	17,569,189.56 17,569,189.56	6,784,325.42	0.00	6,784,325.42 6,784,325.42	24,353,514.98 24,353,514.98
<b>TOTAL</b>		<b>5.36</b>		<b>883,258.95</b> <b>883,258.95</b>	<b>53,999,845.69</b> <b>53,999,845.69</b>	<b>17,865,647.18</b>	<b>(2,443,521.01)</b>	<b>15,422,126.17</b> <b>15,422,126.17</b>	<b>69,421,971.86</b> <b>69,421,971.86</b>

UTILITY BOND FUND									
TEXPRIME	TexPool Prime 12,894,080.79	5.46	06/30/2024	198,243.33 198,243.33	19,175,599.75 19,175,599.75	116,802.25	(6,398,321.21)	(6,281,518.96) (6,281,518.96)	12,894,080.79 12,894,080.79
<b>TOTAL</b>		<b>5.46</b>		<b>198,243.33</b> <b>198,243.33</b>	<b>19,175,599.75</b> <b>19,175,599.75</b>	<b>116,802.25</b>	<b>(6,398,321.21)</b>	<b>(6,281,518.96)</b> <b>(6,281,518.96)</b>	<b>12,894,080.79</b> <b>12,894,080.79</b>

<b>GRAND TOTAL</b>		<b>4.00</b>		<b>1,508,278.58</b> <b>1,502,270.09</b>	<b>177,517,834.37</b> <b>175,037,533.51</b>	<b>23,449,026.62</b>	<b>(21,921,250.69)</b>	<b>(8,314,740.83)</b> <b>(8,131,075.60)</b>	<b>169,203,093.54</b> <b>166,906,457.91</b>
--------------------	--	-------------	--	--	--	----------------------	------------------------	--	--



## Disclosure

Meeder provides monthly statements for its investment management clients to provide information about the investment portfolio. The information should not be used for audit or confirmation purposes. Please review your custodial statements and report any inaccuracies or discrepancies.

Certain information and data has been supplied by unaffiliated third parties. Although Meeder believes the information is reliable, it cannot warrant the accuracy of information offered by third parties. Market value may reflect prices received from pricing vendors when current market quotations are not available. Prices may not reflect firm bids or offers and may differ from the value at which the security can be sold.

Statements may include positions from unmanaged accounts provided for reporting purposes. Unmanaged accounts are managed directly by the client and are not included in the accounts managed by Meeder. This information is provided as a client convenience and Meeder assumes no responsibility for performance of these accounts or the accuracy of the data reported.

**Investing involves risk. Past performance is no guarantee of future results. Debt and fixed income securities are subject to credit and interest rate risk. The investment return and principal value of an investment will fluctuate so that an investors shares, when redeemed, may be worth more or less than their original cost. Current performance may be lower or higher than the performance data quoted.**

Investment advisory services provided by Meeder Public Funds, Inc. Please contact us if you would like to receive a copy of our current ADV disclosure brochure or privacy policy.

© 2024 Meeder Investment Management

meederpublicfunds.com | 866.633.3371

