



QUARTERLY INVESTMENT REPORT

San Antonio River Authority

DECEMBER 31, 2023



MEEDER

PUBLIC FUNDS

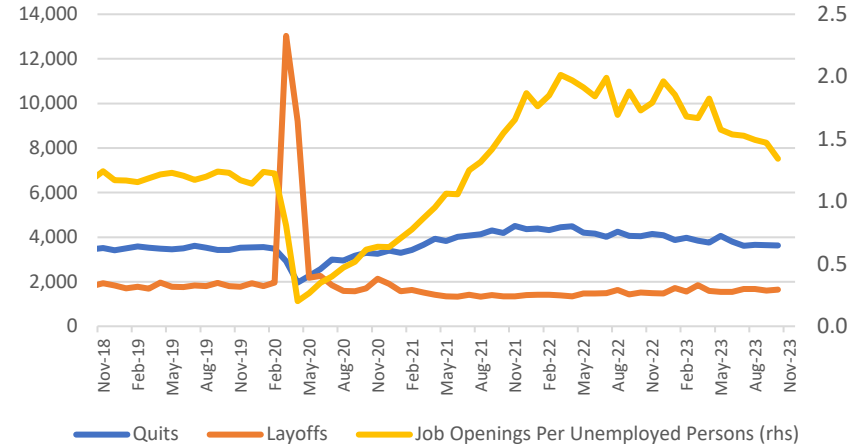
Labor Market and Inflation Continue Moderating

The last month of the year saw the bond market continue to rally as the Federal Reserve made its most dovish statement to date. For the third meeting in a row, the FOMC unanimously voted to leave rates unchanged. More importantly, the median dot from the updated Summary of Economic Projections showed the Federal Reserve was expecting more rate cuts in 2024. The median dot now reflects three 0.25% cuts compared to two 0.25% cuts reflected at the September meeting. After Jerome Powell's press conference, where he confirmed the committee discussed the timing of rate cuts, market participants priced in a more aggressive path for rate cuts. By the end of December, market participants were expecting six 0.25% cuts in 2024. With both the Federal Reserve and markets expecting some level of policy easing in 2024, the actual path will be determined by the next several months of economic data.

The labor market's resilience in the face of a historic rate hiking cycle has surprised many investors and has kept a soft landing in play. The labor market has softened substantially since 2022 and is now expanding at a more manageable pace. The labor force has been adding on average 185,000 employees in the last six months, down from 400,000 in 2022 and in line with historic averages. Today, there are 1.3 job openings for each unemployed person, down from a peak of 2 in March 2022. Workers are quitting at a lower rate as well, as they are less optimistic about the opportunity to switch jobs. Fewer job openings and job switching should keep a lid on wage growth.

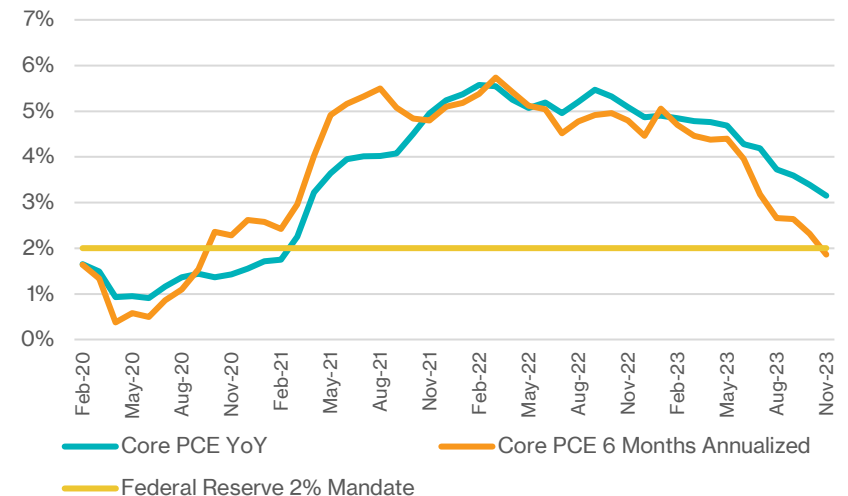
The most recent inflation data showed that peak inflation is likely behind us and that inflation is tracking much closer to 2 percent. Over the last six months, the Personal Consumption Expenditures (PCE) index increased at a rate of 2.0%. Likewise, core PCE has increased at a rate of 1.9%. This is the first time since the fall of 2020 that inflation readings have been at or below the Federal Reserve's mandate of 2%. Shelter inflation has proven to be sticky, but recent trends in rent inflation and housing prices show that those are also returning to more normal levels.

Job Openings Decreasing



SOURCE: BLOOMBERG

Inflation Moderating



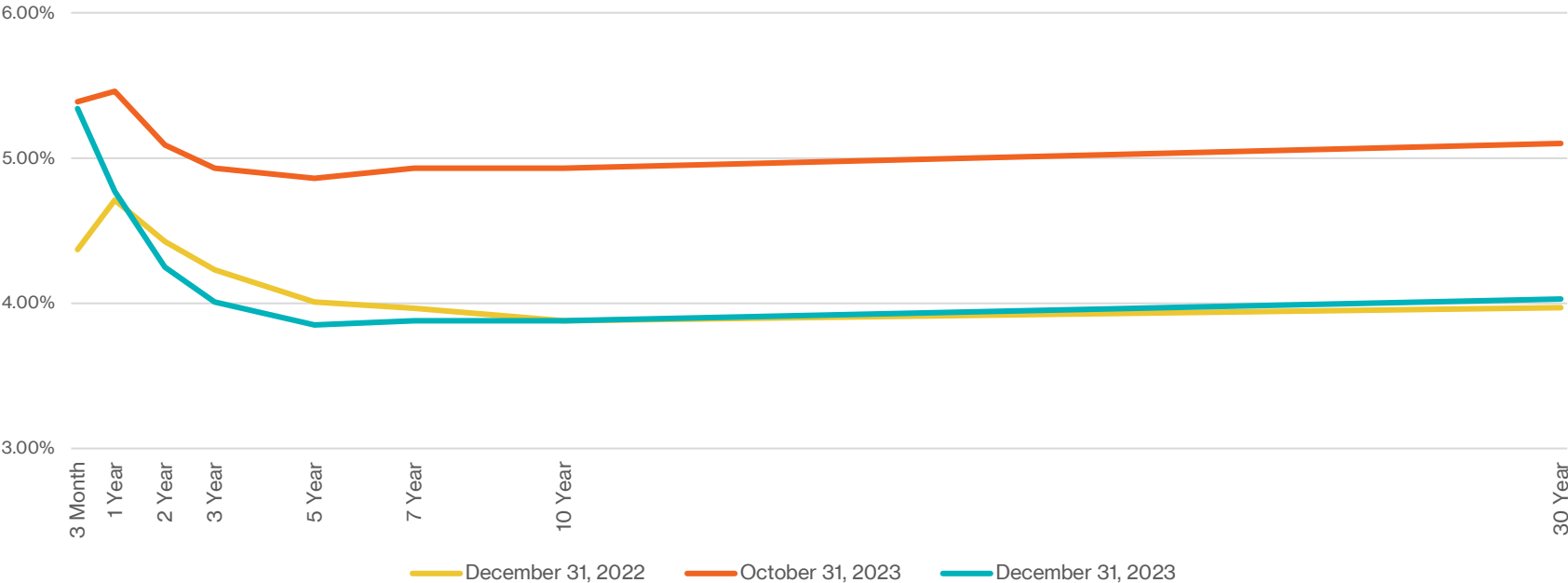
SOURCE: BLOOMBERG

Interest Rates Continue Moving Lower

Although a handful of Federal Reserve voters tried to walk back some of the rate cuts that have been priced in, market participants did not change their stance. Yields moved lower across the curve during the month, reflecting their expectations for lower rates in the future. The 2-year Treasury yield declined by 0.43% to 4.25%, and the 5-year Treasury yield declined by 0.42% to 3.85%. The yield curve remained inverted at the end of the year and has now been inverted for 18 months.

Even with the recent decline in interest rates, bond yields remain attractive and above long-term averages. If market participants and the Federal Reserve are correct, locking in yields at these levels will be beneficial to portfolio yields.

US Treasury Yield Curve



San Antonio River Authority

Quarterly Investment Report

October – December 2023

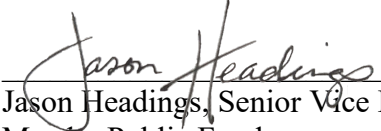
Portfolio Summary Management Report

This quarterly report is prepared in compliance with the Investment Policy and Strategy of the Authority and the Public Funds Investment Act (Chapter 2256, Texas Government Code).

<u>Portfolio as of September 30, 2023</u>		<u>Portfolio as of December 31, 2023</u>	
Beginning Book Value	\$ 153,776,342	Ending Book Value	\$ 162,303,374
Beginning Market Value	\$ 149,507,885	Ending Market Value	\$ 160,165,241
Unrealized Gain/Loss	\$ (4,268,457)	Investment Income for the period	\$ 1,323,656
WAM at Beginning Period Date ¹	497 days	Unrealized Gain/Loss	\$ (2,138,133)
		Change in Unrealized Gain/Loss	\$ 2,130,324
		WAM at Ending Period Date ¹	467 days
		Change in Market Value ²	\$ 10,657,356
	Average Yield to Maturity for the period		3.539%
	Average Yield 1 Year Treasury for period		5.230%
	Average Yield 2 Year Treasury for period		4.810%

Authorized by:

Rick Trefzer, CMA, Deputy General Manager
San Antonio River Authority



Jason Headings, Senior Vice President
Meeder Public Funds

¹ WAM, represents weighted average maturity.

² *Change in Market Value* is required data, but will primarily reflect the receipt and expenditure of the Authority's funds from quarter to quarter.

Your Portfolio

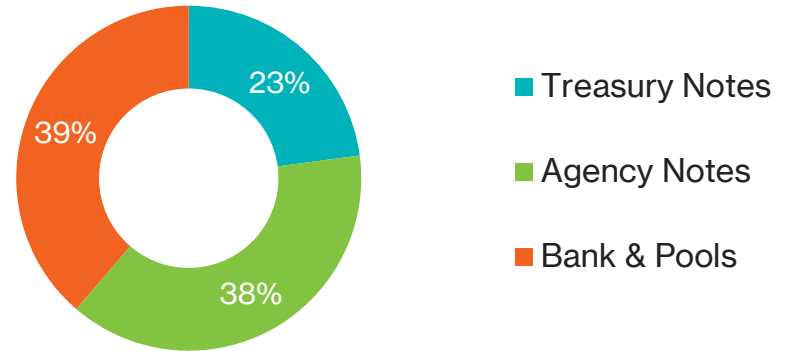
As of December 31, 2023

Your Portfolio Statistics

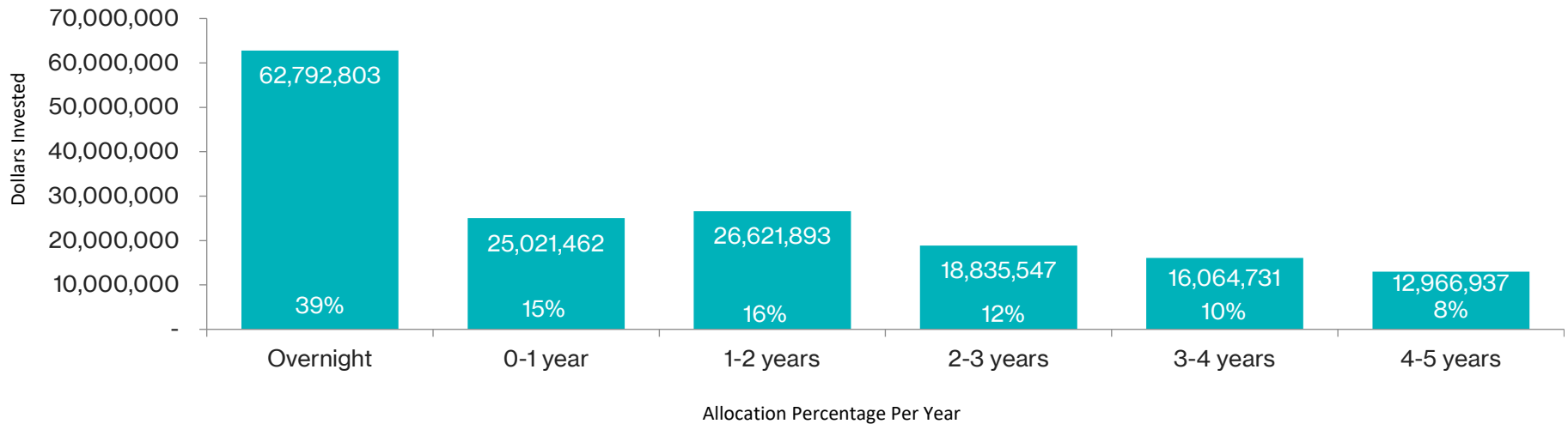
Weighted Average Maturity 1.28 years

Weighted Average Yield (All Funds) 3.62%

Your Asset Allocation



Your Maturity Distribution





**San Antonio River Authority
Portfolio Management
Portfolio Summary
December 31, 2023**

Meeder Public Funds
901 S. MoPac
Suite 300
Austin, TX 78746

Investments	Par Value	Market Value	Book Value	% of Portfolio	Term	Days to Maturity	YTM 365 Equiv.
Federal Agency Coupon Securities	62,500,000.00	61,195,933.70	62,349,114.52	38.42	1,479	923	2.621
Treasury Coupon Securities	38,000,000.00	36,176,503.84	37,161,455.86	22.90	1,121	490	2.194
Texpool/Texpool Prime	59,998,465.96	59,998,465.96	59,998,465.96	36.97	1	1	5.506
Frost Bank	2,794,337.27	2,794,337.27	2,794,337.27	1.72	1	1	4.290
	163,292,803.23	160,165,240.77	162,303,373.61	100.00%	825	467	3.618

Investments							
Cash and Accrued Interest							
Accrued Interest at Purchase		18,656.25	18,656.25				
Subtotal		18,656.25	18,656.25				
Total Cash and Investments	163,292,803.23	160,183,897.02	162,322,029.86		825	467	3.618

Total Earnings	December 31 Month Ending	Fiscal Year To Date
Current Year	464,047.13	2,452,914.34

The following reports are submitted in accordance with the Public Funds Investment Act (Texas Gov't Code 2256). The reports also offer supplemental information not required by the Act in order to fully inform the governing body of the San Antonio River Authority of the position and activity within the Authority's portfolio of investment. The reports include a management summary overview, a detailed inventory report for the end of the period, a transaction report, as well as graphic representations of the portfolio to provide full disclosure to the governing body.

Rick Trefzer, CMA, Deputy General Manager



San Antonio River Authority
Summary by Type
December 31, 2023
Grouped by Fund

Meeder Public Funds
 901 S. MoPac
 Suite 300
 Austin, TX 78746
 -

Security Type	Number of Investments	Par Value	Book Value	% of Portfolio	Average YTM 365	Average Days to Maturity
Fund: General Fund						
Frost Bank	1	2,794,337.27	2,794,337.27	1.72	4.290	1
Federal Agency Coupon Securities	13	62,500,000.00	62,349,114.52	38.42	2.621	923
Treasury Coupon Securities	7	38,000,000.00	37,161,455.86	22.90	2.194	490
Subtotal	21	103,294,337.27	102,304,907.65	63.04	2.511	741
Fund: Pooled Fund						
Texpool/Texpool Prime	2	41,084,073.21	41,084,073.21	25.31	5.465	1
Subtotal	2	41,084,073.21	41,084,073.21	25.31	5.465	1
Fund: Utility Bond Fund						
Texpool/Texpool Prime	1	18,914,392.75	18,914,392.75	11.65	5.595	1
Subtotal	1	18,914,392.75	18,914,392.75	11.65	5.595	1
Total and Average	24	163,292,803.23	162,303,373.61	100.00	3.618	467



San Antonio River Authority
Fund GEN - General Fund
Investments by Fund
December 31, 2023

Meeder Public Funds
 901 S. MoPac
 Suite 300
 Austin, TX 78746
 -

CUSIP	Investment #	Issuer	Purchase Date	Book Value	Par Value	Market Value	Current Rate	YTM 360	YTM 365	Maturity Date	Days To Maturity
Federal Agency Coupon Securities											
31422XVA7	10199	FRMAC Call Note	03/08/2022	5,000,000.00	5,000,000.00	4,717,636.65	2.300	2.268	2.300	03/08/2027	1,162
3133EPCX1	10214	FFCB Note	03/10/2023	4,999,857.48	5,000,000.00	5,074,662.75	4.375	4.315	4.375	03/10/2028	1,530
3133EPWK7	10219	FFCB Note	10/19/2023	2,946,725.03	3,000,000.00	3,080,106.84	4.500	4.859	4.927	09/22/2028	1,726
3133EMVD1	10168	FFCB Call Note	04/05/2021	5,000,000.00	5,000,000.00	4,933,820.75	0.330	0.366	0.371	04/05/2024	95
3130ATUS4	10211	FHLB Note	12/12/2022	6,064,731.02	6,000,000.00	6,064,860.90	4.250	3.889	3.943	12/10/2027	1,439
3130AWMN7	10216	FHLB Note	08/09/2023	5,020,354.71	5,000,000.00	5,094,577.00	4.375	4.214	4.272	06/09/2028	1,621
3130AXCP1	10218	FHLB Note	10/16/2023	2,996,550.88	3,000,000.00	3,059,471.19	4.875	4.853	4.920	09/11/2026	984
3130AMT85	10171	FHLB Call Note	06/28/2021	5,000,000.00	5,000,000.00	4,885,594.85	0.400	0.394	0.400	06/28/2024	179
3130ANNS5	10176	FHLB Call Note	08/30/2021	5,000,000.00	5,000,000.00	4,852,579.15	0.500	0.493	0.500	08/28/2024	240
3130AR5U1	10200	FHLB Call Note	03/10/2022	5,500,000.00	5,500,000.00	5,235,322.62	2.050	2.021	2.050	03/10/2026	799
3130ARAM3	10201	FHLB Call Note	03/24/2022	5,000,000.00	5,000,000.00	4,751,086.20	2.010	1.982	2.010	03/24/2026	813
3130ARAL5	10202	FHLB Call Note	03/24/2022	5,000,000.00	5,000,000.00	4,691,566.20	2.150	2.120	2.150	03/24/2027	1,178
3135G03U5	10207	FNMA Note	09/07/2022	4,820,895.40	5,000,000.00	4,754,648.60	0.625	3.466	3.514	04/22/2025	477
Subtotal and Average				62,349,114.52	62,500,000.00	61,195,933.70		2.585	2.621		923
Treasury Coupon Securities											
912828W71	10178	T Note	02/07/2022	10,021,461.93	10,000,000.00	9,920,312.50	2.125	1.222	1.239	03/31/2024	90
91282CAJ0	10181	T Note	02/28/2022	4,879,023.44	5,000,000.00	4,668,945.30	0.250	1.732	1.756	08/31/2025	608
91282CCP4	10182	T Note	02/28/2022	5,338,996.58	5,500,000.00	5,039,589.83	0.625	1.785	1.810	07/31/2026	942
91282CAB7	10203	T Note	05/10/2022	7,198,937.05	7,500,000.00	7,024,804.65	0.250	2.890	2.930	07/31/2025	577
91282CAJ0	10204	T Note	06/29/2022	4,764,754.10	5,000,000.00	4,668,945.30	0.250	3.204	3.249	08/31/2025	608
91282CDZ1	10205	T Note	07/06/2022	2,462,679.16	2,500,000.00	2,412,792.98	1.500	2.849	2.888	02/15/2025	411
91282CEQ0	10206	T Note	07/06/2022	2,495,603.60	2,500,000.00	2,441,113.28	2.750	2.844	2.884	05/15/2025	500
Subtotal and Average				37,161,455.86	38,000,000.00	36,176,503.84		2.164	2.194		489
Frost Bank											
92313	10120	Frost Bk Public Fund Checking	10/01/2017	2,794,337.27	2,794,337.27	2,794,337.27	4.290	4.231	4.290		1
Subtotal and Average				2,794,337.27	2,794,337.27	2,794,337.27		4.231	4.290		1
Total Investments and Average				102,304,907.65	103,294,337.27	100,166,774.81		2.477	2.511		740

**Fund POOL - Pooled Fund
Investments by Fund
December 31, 2023**

CUSIP	Investment #	Issuer	Purchase Date	Book Value	Par Value	Market Value	Current Rate	YTM 360	YTM 365	Maturity Days To Date Maturity
Texpool/Texpool Prime										
44979502	10104	Texpool	05/03/2017	23,754,208.40	23,754,208.40	23,754,208.40	5.369	5.295	5.369	1
59079502	10105	Texpool Prime	05/17/2017	17,329,864.81	17,329,864.81	17,329,864.81	5.595	5.518	5.595	1
Subtotal and Average				41,084,073.21	41,084,073.21	41,084,073.21		5.390	5.465	1
Total Investments and Average				41,084,073.21	41,084,073.21	41,084,073.21		5.390	5.465	1

**Fund UTIL - Utility Bond Fund
Investments by Fund
December 31, 2023**

CUSIP	Investment #	Issuer	Purchase Date	Book Value	Par Value	Market Value	Current Rate	YTM 360	YTM 365	Maturity Days To Date Maturity
Texpool/Texpool Prime										
590795022	10217	Texpool Prime	09/08/2023	18,914,392.75	18,914,392.75	18,914,392.75	5.595	5.518	5.595	1
Subtotal and Average				18,914,392.75	18,914,392.75	18,914,392.75	5.518	5.595		1
Total Investments and Average				18,914,392.75	18,914,392.75	18,914,392.75	5.518	5.595		1



San Antonio River Authority
Cash Reconciliation Report
For the Period October 1, 2023 - December 31, 2023
Grouped by Fund

Meeder Public Funds
 901 S. MoPac
 Suite 300
 Austin, TX 78746
 -

Trans. Date	Investment #	Fund	Trans. Type	Security ID	Par Value	Security Description	Maturity Date	Purchases	Interest	Redemptions	Cash
General Fund											
10/02/2023	10178	GEN	Interest	912828W71	10,000,000.00	TNOTE 10.0M 2.13% Mat.	03/31/2024	0.00	106,250.00	0.00	106,250.00
10/05/2023	10168	GEN	Interest	3133EMVD1	5,000,000.00	FFCBC 5.0M 0.33% Mat. 04/05/2024	04/05/2024	0.00	8,250.00	0.00	8,250.00
10/12/2023	10215	GEN	Maturity	53127UXC9	5,000,000.00	LIBSTF 5.0M 0.00% Mat. 10/12/2023	10/12/2023	0.00	0.00	5,000,000.00	5,000,000.00
10/13/2023	10165	GEN	Interest	3133EMCQ3	10,000,000.00	FFCBC 10.0M 0.28% Mat.	10/13/2023	0.00	14,000.00	0.00	14,000.00
10/13/2023	10165	GEN	Maturity	3133EMCQ3	10,000,000.00	FFCBC 10.0M 0.28% Mat.	10/13/2023	0.00	0.00	10,000,000.00	10,000,000.00
10/16/2023	10218	GEN	Purchase	3130AXCP1	3,000,000.00	FHLB 3.0M 4.88% Mat. 09/11/2026	09/11/2026	-2,996,284.20	-8,531.25	0.00	-3,004,815.45
10/19/2023	10219	GEN	Purchase	3133EPWK7	3,000,000.00	FFCB 3.0M 4.50% Mat. 09/22/2028	09/22/2028	-2,944,470.00	-10,125.00	0.00	-2,954,595.00
10/22/2023	10207	GEN	Interest	3135G03U5	5,000,000.00	FNMA 5.0M 0.63% Mat. 04/22/2025	04/22/2025	0.00	15,625.00	0.00	15,625.00
11/15/2023	10206	GEN	Interest	91282CEQ0	2,500,000.00	TNOTE 2.5M 2.75% Mat. 05/15/2025	05/15/2025	0.00	34,375.00	0.00	34,375.00
12/09/2023	10216	GEN	Interest	3130AWMN7	5,000,000.00	FHLB 5.0M 4.38% Mat. 06/09/2028	06/09/2028	0.00	89,930.56	0.00	89,930.56
12/10/2023	10211	GEN	Interest	3130ATUS4	6,000,000.00	FHLB 6.0M 4.25% Mat. 12/10/2027	12/10/2027	0.00	127,500.00	0.00	127,500.00
12/28/2023	10171	GEN	Interest	3130AMT85	5,000,000.00	FHLBC 5.0M 0.40% Mat. 06/28/2024	06/28/2024	0.00	10,000.00	0.00	10,000.00
Subtotal								-5,940,754.20	387,274.31	15,000,000.00	9,446,520.11
Total								-5,940,754.20	387,274.31	15,000,000.00	9,446,520.11



San Antonio River Authority
Purchases Report
Sorted by Fund - Issuer
October 1, 2023 - December 31, 2023

Meeder Public Funds
 901 S. MoPac
 Suite 300
 Austin, TX 78746
 -

CUSIP	Investment #	Fund	Sec. Type	Issuer	Original Par Value	Purchase Date	Payment Periods	Principal Purchased	Accrued Interest at Purchase	Rate at Purchase	Maturity Date	YTM	Ending Book Value
General Fund													
3133EPWK7	10219	GEN	FAC	FFCB	3,000,000.00	10/19/2023	03/22 - 09/22	2,944,470.00	10,125.00	4.500	09/22/2028	4.927	2,946,725.03
3130AXCP1	10218	GEN	FAC	FHLB	3,000,000.00	10/16/2023	03/11 - 09/11	2,996,284.20	8,531.25	4.875	09/11/2026	4.921	2,996,550.88
			Subtotal		6,000,000.00			5,940,754.20	18,656.25				5,943,275.91
			Total Purchases		6,000,000.00			5,940,754.20	18,656.25				5,943,275.91



San Antonio River Authority
Maturity Report
Sorted by Maturity Date
Amounts due during October 1, 2023 - December 31, 2023

Meeder Public Funds
 901 S. MoPac
 Suite 300
 Austin, TX 78746
 -

CUSIP	Investment #	Fund	Sec. Type	Issuer	Par Value	Maturity Date	Purchase Date	Rate at Maturity	Book Value at Maturity	Interest	Maturity Proceeds	Net Income
53127UXC9	10215	GEN	ACP	LIBSTF	5,000,000.00	10/12/2023	07/12/2023		5,000,000.00	0.00	5,000,000.00	0.00
3133EMCQ3	10165	GEN	FAC	FFCBC	10,000,000.00	10/13/2023	10/15/2020	0.280	10,000,000.00	14,000.00	10,014,000.00	14,000.00
Total Maturities					15,000,000.00				15,000,000.00	14,000.00	15,014,000.00	14,000.00



San Antonio River Authority
Interest Earnings
Sorted by Fund - Fund
October 1, 2023 - December 31, 2023
Yield on Beginning Book Value

Meeder Public Funds
 901 S. MoPac
 Suite 300
 Austin, TX 78746
 -

CUSIP	Investment #	Fund	Security Type	Ending Par Value	Beginning Book Value	Ending Book Value	Maturity Date	Current Rate	Annualized Yield	Adjusted Interest Earnings		
										Interest Earned	Amortization/ Accretion	Adjusted Interest Earnings
Fund: General Fund												
3135G03U5	10207	GEN	FAC	5,000,000.00	4,786,671.59	4,820,895.40	04/22/2025	0.625	3.484	7,812.50	34,223.81	42,036.31
3133EPWK7	10219	GEN	FAC	3,000,000.00	0.00	2,946,725.03	09/22/2028	4.500	4.901	27,000.00	2,255.03	29,255.03
3133EPCX1	10214	GEN	FAC	5,000,000.00	4,999,848.98	4,999,857.48	03/10/2028	4.375	4.340	54,687.50	8.50	54,696.00
3130AWMN7	10216	GEN	FAC	5,000,000.00	5,021,501.09	5,020,354.71	06/09/2028	4.375	4.230	54,687.51	-1,146.38	53,541.13
3130AXCP1	10218	GEN	FAC	3,000,000.00	0.00	2,996,550.88	09/11/2026	4.875	4.862	30,468.75	266.68	30,735.43
3130ATUS4	10211	GEN	FAC	6,000,000.00	6,068,836.59	6,064,731.02	12/10/2027	4.250	3.899	63,750.00	-4,105.57	59,644.43
91282CDZ1	10205	GEN	TRC	2,500,000.00	2,454,325.10	2,462,679.16	02/15/2025	1.500	2.866	9,375.00	8,354.06	17,729.06
91282CEQ0	10206	GEN	TRC	2,500,000.00	2,494,794.66	2,495,603.60	05/15/2025	2.750	2.877	17,283.99	808.94	18,092.93
91282CAB7	10203	GEN	TRC	7,500,000.00	7,150,933.95	7,198,937.05	07/31/2025	0.250	2.923	4,687.50	48,003.10	52,690.60
912828W71	10178	GEN	TRC	10,000,000.00	10,043,400.78	10,021,461.93	03/31/2024	2.125	1.243	53,415.30	-21,938.85	31,476.45
91282CCP4	10182	GEN	TRC	5,500,000.00	5,323,272.25	5,338,996.58	07/31/2026	0.625	1.812	8,593.75	15,724.33	24,318.08
91282CAJ0	10204	GEN	TRC	5,000,000.00	4,729,157.68	4,764,754.10	08/31/2025	0.250	3.251	3,159.34	35,596.42	38,755.76
91282CAJ0	10181	GEN	TRC	5,000,000.00	4,860,717.77	4,879,023.44	08/31/2025	0.250	1.752	3,159.34	18,305.67	21,465.01
3133EMVD1	10168	GEN	FAC	5,000,000.00	5,000,000.00	5,000,000.00	04/05/2024	0.330	0.327	4,125.00	0.00	4,125.00
3133EMCQ3	10165	GEN	FAC	0.00	10,000,000.00	0.00	10/13/2023	0.280	0.284	933.33	0.00	933.33
3130ARAL5	10202	GEN	FAC	5,000,000.00	5,000,000.00	5,000,000.00	03/24/2027	2.150	2.132	26,875.00	0.00	26,875.00
3130AMT85	10171	GEN	FAC	5,000,000.00	5,000,000.00	5,000,000.00	06/28/2024	0.400	0.397	5,000.00	0.00	5,000.00
3130ANNS5	10176	GEN	FAC	5,000,000.00	5,000,000.00	5,000,000.00	08/28/2024	0.500	0.496	6,250.00	0.00	6,250.00
3130AR5U1	10200	GEN	FAC	5,500,000.00	5,500,000.00	5,500,000.00	03/10/2026	2.050	2.033	28,187.50	0.00	28,187.50
3130ARAM3	10201	GEN	FAC	5,000,000.00	5,000,000.00	5,000,000.00	03/24/2026	2.010	1.994	25,125.00	0.00	25,125.00
92313	10120	GEN	RR4	2,794,337.27	2,376,176.13	2,794,337.27		4.290	4.247	25,437.26	0.00	25,437.26
31422XVA7	10199	GEN	FAC	5,000,000.00	5,000,000.00	5,000,000.00	03/08/2027	2.300	2.281	28,750.00	0.00	28,750.00
53127UXC9	10215	GEN	ACP	0.00	4,991,673.61	0.00	10/12/2023		5.535	0.00	8,326.39	8,326.39
			Subtotal	103,294,337.27	110,801,310.18	102,304,907.65			2.450	488,763.57	144,682.13	633,445.70
Fund: Pooled Fund												
44979502	10104	POOL	RR3	23,754,208.40	1,492,257.42	23,754,208.40		5.369	47.517	178,727.49	0.00	178,727.49
59079502	10105	POOL	RR3	17,329,864.81	22,832,785.89	17,329,864.81		5.595	4.293	247,078.92	0.00	247,078.92
			Subtotal	41,084,073.21	24,325,043.31	41,084,073.21			6.945	425,806.41	0.00	425,806.41

**San Antonio River Authority
Interest Earnings
October 1, 2023 - December 31, 2023**

CUSIP	Investment #	Fund	Security Type	Ending Par Value	Beginning Book Value	Ending Book Value	Maturity Date	Current Rate	Adjusted Interest Earnings			
									Annualized Yield	Interest Earned	Amortization/ Accretion	Adjusted Interest Earnings
Fund: Utility Bond Fund												
590795022	10217	UTIL	RR3	18,914,392.75	18,649,988.72	18,914,392.75		5.595	5.625	264,404.03	0.00	264,404.03
			Subtotal	18,914,392.75	18,649,988.72	18,914,392.75			5.625	264,404.03	0.00	264,404.03
			Total	163,292,803.23	153,776,342.21	162,303,373.61			3.608	1,178,974.01	144,682.13	1,323,656.14



**San Antonio River Authority
Amortization Schedule
October 1, 2023 - December 31, 2023
Sorted By Fund - Fund**

Meeder Public Funds
901 S. MoPac
Suite 300
Austin, TX 78746
-

Investment #	Maturity Date	Beginning Par Value			Amounts Amortized					
Issuer	Fund	Amort. Date	Current Rate	Purchase Principal	Original Premium or Discount	Ending Book Value	And Unamortized As of 10/01/2023	Amount Amortized This Period	Amt Amortized Through 12/31/2023	Amount Unamortized Through 12/31/2023
General Fund										
10214 FFCB Note	GEN	03/10/2028	5,000,000.00 4.375	4,999,830.00	-170.00	4,999,857.48	18.98 -151.02	8.50	27.48	-142.52
10219 FFCB Note	GEN	09/22/2028	3,000,000.00 4.500	2,944,470.00	-55,530.00	2,946,725.03	0.00 -55,530.00	2,255.03	2,255.03	-53,274.97
10165 FFCB Call Note	GEN	10/13/2023 10/13/2021	10,000,000.00 0.280	9,988,700.00	-11,300.00	0.00	11,300.00 0.00	0.00	11,300.00	0.00
10168 FFCB Call Note	GEN	04/05/2024 04/05/2022	5,000,000.00 0.330	4,993,750.00	-6,250.00	5,000,000.00	6,250.00 0.00	0.00	6,250.00	0.00
10211 FHLB Note	GEN	12/10/2027	6,000,000.00 4.250	6,082,020.00	82,020.00	6,064,731.02	-13,183.41 68,836.59	-4,105.57	-17,288.98	64,731.02
10216 FHLB Note	GEN	06/09/2028	5,000,000.00 4.375	5,022,163.45	22,163.45	5,020,354.71	-662.36 21,501.09	-1,146.38	-1,808.74	20,354.71
10218 FHLB Note	GEN	09/11/2026	3,000,000.00 4.875	2,996,284.20	-3,715.80	2,996,550.88	0.00 -3,715.80	266.68	266.68	-3,449.12
10207 FNMA Note	GEN	04/22/2025	5,000,000.00 0.625	4,640,650.00	-359,350.00	4,820,895.40	146,021.59 -213,328.41	34,223.81	180,245.40	-179,104.60
10215 Liberty Street Funding CP	GEN	10/12/2023	5,000,000.00	4,930,361.11	-69,638.89	0.00	61,312.50 -8,326.39	8,326.39	69,638.89	0.00
10178 T Note	GEN	03/31/2024	10,000,000.00 2.125	10,186,718.75	186,718.75	10,021,461.93	-143,317.97 43,400.78	-21,938.85	-165,256.82	21,461.93
10181 T Note	GEN	08/31/2025	5,000,000.00 0.250	4,745,312.50	-254,687.50	4,879,023.44	115,405.27 -139,282.23	18,305.67	133,710.94	-120,976.56
10182 T Note	GEN	07/31/2026	5,500,000.00 0.625	5,224,140.63	-275,859.37	5,338,996.58	99,131.62 -176,727.75	15,724.33	114,855.95	-161,003.42
10203 T Note	GEN	07/31/2025	7,500,000.00 0.250	6,885,351.56	-614,648.44	7,198,937.05	265,582.39 -349,066.05	48,003.10	313,585.49	-301,062.95
10204 T Note	GEN	08/31/2025	5,000,000.00 0.250	4,551,562.50	-448,437.50	4,764,754.10	177,595.18 -270,842.32	35,596.42	213,191.60	-235,245.90
10205 T Note	GEN	02/15/2025	2,500,000.00 1.500	2,413,281.25	-86,718.75	2,462,679.16	41,043.85 -45,674.90	8,354.06	49,397.91	-37,320.84
10206 T Note	GEN	05/15/2025	2,500,000.00 2.750	2,490,820.31	-9,179.69	2,495,603.60	3,974.35 -5,205.34	808.94	4,783.29	-4,396.40
			Subtotal	83,095,416.26	-1,904,583.74	69,010,570.38	770,471.99 -1,134,111.75	144,682.13	915,154.12	-989,429.62
			Total	83,095,416.26	-1,904,583.74	69,010,570.38	770,471.99 -1,134,111.75	144,682.13	915,154.12	-989,429.62



San Antonio River Authority
Projected Cashflow Report
Sorted by Monthly
For the Period January 1, 2024 - July 31, 2024

Meeder Public Funds
 901 S. MoPac
 Suite 300
 Austin, TX 78746
 -

Projected Trans. Date	Investment #	Fund	Security ID	Transaction Type	Issuer	Par Value	Original Cost	Principal	Interest	Total
January 2024										
01/31/2024	10182	GEN	91282CCP4	Interest	T Note	0.00	0.00	0.00	17,187.50	17,187.50
01/31/2024	10203	GEN	91282CAB7	Interest	T Note	0.00	0.00	0.00	9,375.00	9,375.00
Total for January 2024						0.00	0.00	0.00	26,562.50	26,562.50
February 2024										
02/15/2024	10205	GEN	91282CDZ1	Interest	T Note	0.00	0.00	0.00	18,750.00	18,750.00
02/28/2024	10176	GEN	3130ANNS5	Interest	FHLB Call Note	0.00	0.00	0.00	12,500.00	12,500.00
02/28/2024	10176	GEN	3130ANNS5	Call	FHLB Call Note	5,000,000.00	5,000,000.00	5,000,000.00	0.00	5,000,000.00
02/29/2024	10181	GEN	91282CAJ0	Interest	T Note	0.00	0.00	0.00	6,250.00	6,250.00
02/29/2024	10204	GEN	91282CAJ0	Interest	T Note	0.00	0.00	0.00	6,250.00	6,250.00
Total for February 2024						5,000,000.00	5,000,000.00	5,000,000.00	43,750.00	5,043,750.00
March 2024										
03/08/2024	10199	GEN	31422XVA7	Interest	FRMAC Call Note	0.00	0.00	0.00	57,500.00	57,500.00
03/08/2024	10199	GEN	31422XVA7	Call	FRMAC Call Note	5,000,000.00	5,000,000.00	5,000,000.00	0.00	5,000,000.00
03/10/2024	10200	GEN	3130AR5U1	Interest	FHLB Call Note	0.00	0.00	0.00	56,375.00	56,375.00
03/10/2024	10200	GEN	3130AR5U1	Call	FHLB Call Note	5,500,000.00	5,500,000.00	5,500,000.00	0.00	5,500,000.00
03/10/2024	10214	GEN	3133EPCX1	Interest	FFCB Note	0.00	0.00	0.00	109,375.00	109,375.00
03/11/2024	10218	GEN	3130AXCP1	Interest	FHLB Note	0.00	0.00	0.00	67,437.50	67,437.50
03/22/2024	10219	GEN	3133EPWK7	Interest	FFCB Note	0.00	0.00	0.00	67,500.00	67,500.00
03/24/2024	10201	GEN	3130ARAM3	Interest	FHLB Call Note	0.00	0.00	0.00	50,250.00	50,250.00
03/24/2024	10201	GEN	3130ARAM3	Call	FHLB Call Note	5,000,000.00	5,000,000.00	5,000,000.00	0.00	5,000,000.00
03/24/2024	10202	GEN	3130ARAL5	Interest	FHLB Call Note	0.00	0.00	0.00	53,750.00	53,750.00
03/24/2024	10202	GEN	3130ARAL5	Call	FHLB Call Note	5,000,000.00	5,000,000.00	5,000,000.00	0.00	5,000,000.00
03/28/2024	10171	GEN	3130AMT85	Call	FHLB Call Note	5,000,000.00	5,000,000.00	5,000,000.00	0.00	5,000,000.00
03/31/2024	10178	GEN	912828W71	Maturity	T Note	10,000,000.00	10,186,718.75	10,000,000.00	106,250.00	10,106,250.00
Total for March 2024						35,500,000.00	35,686,718.75	35,500,000.00	568,437.50	36,068,437.50
April 2024										
04/05/2024	10168	GEN	3133EMVD1	Maturity	FFCB Call Note	5,000,000.00	4,993,750.00	5,000,000.00	8,250.00	5,008,250.00
04/22/2024	10207	GEN	3135G03U5	Interest	FNMA Note	0.00	0.00	0.00	15,625.00	15,625.00
Total for April 2024						5,000,000.00	4,993,750.00	5,000,000.00	23,875.00	5,023,875.00
May 2024										
05/15/2024	10206	GEN	91282CEQ0	Interest	T Note	0.00	0.00	0.00	34,375.00	34,375.00

San Antonio River Authority
Projected Cashflow Report
For the Period January 1, 2024 - July 31, 2024

Projected Trans. Date	Investment #	Fund	Security ID	Transaction Type	Issuer	Par Value	Original Cost	Principal	Interest	Total
Total for May 2024						0.00	0.00	0.00	34,375.00	34,375.00
June 2024										
06/09/2024	10216	GEN	3130AWMN7	Interest	FHLB Note	0.00	0.00	0.00	109,375.00	109,375.00
06/10/2024	10211	GEN	3130ATUS4	Interest	FHLB Note	0.00	0.00	0.00	127,500.00	127,500.00
06/28/2024	10171	GEN	3130AMT85	Maturity	FHLB Call Note	5,000,000.00	5,000,000.00	5,000,000.00	10,000.00	5,010,000.00
Total for June 2024						5,000,000.00	5,000,000.00	5,000,000.00	246,875.00	5,246,875.00
July 2024										
07/31/2024	10182	GEN	91282CCP4	Interest	T Note	0.00	0.00	0.00	17,187.50	17,187.50
07/31/2024	10203	GEN	91282CAB7	Interest	T Note	0.00	0.00	0.00	9,375.00	9,375.00
Total for July 2024						0.00	0.00	0.00	26,562.50	26,562.50
GRAND TOTALS:						50,500,000.00	50,680,468.75	50,500,000.00	970,437.50	51,470,437.50



San Antonio River Authority
Texas Compliance Change in Val Report
Sorted by Fund
October 1, 2023 - December 31, 2023

Meeder Public Funds
 901 S. MoPac
 Suite 300
 Austin, TX 78746
 -

Inv #	Issuer	Fund	Purch Date	Interest Accrual	Beginning Book Value	Purchases/ Additions	Redemptions	Change in Value	Ending Book Value
Cusip	Par Value	YTM	Mat Date	Interest Received	Beginning Market Value				Ending Market Value
Fund: General Fund									
10120	FBPFC	GEN	10/01/2017	25,437.26	2,376,176.13	59,162,903.64	58,744,742.50	418,161.14	2,794,337.27
92313	2,794,337.27	4.290	/ /	25,437.26	2,376,176.13	59,162,903.64	58,744,742.50	418,161.14	2,794,337.27
10165	FFCBC	GEN	10/15/2020	933.33	10,000,000.00	0.00	10,000,000.00	-10,000,000.00	0.00
3133EMCQ3	0.00	0.000	10/13/2023	14,000.00	9,979,349.20	0.00	10,000,000.00	-9,979,349.20	0.00
10168	FFCBC	GEN	04/05/2021	4,125.00	5,000,000.00	0.00	0.00	0.00	5,000,000.00
3133EMVD1	5,000,000.00	0.371	04/05/2024	8,250.00	4,867,987.70	0.00	0.00	65,833.05	4,933,820.75
10171	FHLBC	GEN	06/28/2021	5,000.00	5,000,000.00	0.00	0.00	0.00	5,000,000.00
3130AMT85	5,000,000.00	0.400	06/28/2024	10,000.00	4,812,393.90	0.00	0.00	73,200.95	4,885,594.85
10176	FHLBC	GEN	08/30/2021	6,250.00	5,000,000.00	0.00	0.00	0.00	5,000,000.00
3130ANNS5	5,000,000.00	0.500	08/28/2024	0.00	4,776,469.30	0.00	0.00	76,109.85	4,852,579.15
10178	TNOTE	GEN	02/07/2022	53,415.30	10,043,400.78	0.00	0.00	-21,938.85	10,021,461.93
912828W71	10,000,000.00	1.239	03/31/2024	106,250.00	9,836,328.10	0.00	0.00	83,984.40	9,920,312.50
10181	TNOTE	GEN	02/28/2022	3,159.34	4,860,717.77	0.00	0.00	18,305.67	4,879,023.44
91282CAJ0	5,000,000.00	1.756	08/31/2025	0.00	4,562,304.70	0.00	0.00	106,640.60	4,668,945.30
10182	TNOTE	GEN	02/28/2022	8,593.75	5,323,272.25	0.00	0.00	15,724.33	5,338,996.58
91282CCP4	5,500,000.00	1.810	07/31/2026	0.00	4,895,214.83	0.00	0.00	144,375.00	5,039,589.83
10199	FAMCAC	GEN	03/08/2022	28,750.00	5,000,000.00	0.00	0.00	0.00	5,000,000.00
31422XVA7	5,000,000.00	2.300	03/08/2027	0.00	4,558,563.00	0.00	0.00	159,073.65	4,717,636.65
10200	FHLBC	GEN	03/10/2022	28,187.50	5,500,000.00	0.00	0.00	0.00	5,500,000.00
3130AR5U1	5,500,000.00	2.050	03/10/2026	0.00	5,102,270.53	0.00	0.00	133,052.09	5,235,322.62
10201	FHLBC	GEN	03/24/2022	25,125.00	5,000,000.00	0.00	0.00	0.00	5,000,000.00
3130ARAM3	5,000,000.00	2.010	03/24/2026	0.00	4,629,535.85	0.00	0.00	121,550.35	4,751,086.20

Portfolio SARA

San Antonio River Authority
Texas Compliance Change in Val Report
October 1, 2023 - December 31, 2023

Inv #	Issuer	Fund	Purch Date	Interest Accrual	Beginning Book Value	Purchases/ Additions	Redemptions	Change in Value	Ending Book Value
Cusip	Par Value	YTM	Mat Date	Interest Received	Beginning Market Value				Ending Market Value
10202	FHLBC	GEN	03/24/2022	26,875.00	5,000,000.00	0.00	0.00	0.00	5,000,000.00
3130ARAL5	5,000,000.00	2.150	03/24/2027	0.00	4,531,063.40	0.00	0.00	160,502.80	4,691,566.20
10203	TNOTE	GEN	05/10/2022	4,687.50	7,150,933.95	0.00	0.00	48,003.10	7,198,937.05
91282CAB7	7,500,000.00	2.930	07/31/2025	0.00	6,867,187.50	0.00	0.00	157,617.15	7,024,804.65
10204	TNOTE	GEN	06/29/2022	3,159.34	4,729,157.68	0.00	0.00	35,596.42	4,764,754.10
91282CAJ0	5,000,000.00	3.249	08/31/2025	0.00	4,562,304.70	0.00	0.00	106,640.60	4,668,945.30
10205	TNOTE	GEN	07/06/2022	9,375.00	2,454,325.10	0.00	0.00	8,354.06	2,462,679.16
91282CDZ1	2,500,000.00	2.888	02/15/2025	0.00	2,374,804.70	0.00	0.00	37,988.28	2,412,792.98
10206	TNOTE	GEN	07/06/2022	17,283.99	2,494,794.66	0.00	0.00	808.94	2,495,603.60
91282CEQ0	2,500,000.00	2.884	05/15/2025	34,375.00	2,405,273.45	0.00	0.00	35,839.83	2,441,113.28
10207	FNMA	GEN	09/07/2022	7,812.50	4,786,671.59	0.00	0.00	34,223.81	4,820,895.40
3135G03U5	5,000,000.00	3.514	04/22/2025	15,625.00	4,657,909.05	0.00	0.00	96,739.55	4,754,648.60
10211	FHLB	GEN	12/12/2022	63,750.00	6,068,836.59	0.00	0.00	-4,105.57	6,064,731.02
3130ATUS4	6,000,000.00	3.943	12/10/2027	127,500.00	5,897,027.22	0.00	0.00	167,833.68	6,064,860.90
10214	FFCB	GEN	03/10/2023	54,687.50	4,999,848.98	0.00	0.00	8.50	4,999,857.48
3133EPCX1	5,000,000.00	4.375	03/10/2028	0.00	4,918,672.25	0.00	0.00	155,990.50	5,074,662.75
10215	LIBSTF	GEN	07/12/2023	0.00	4,991,673.61	0.00	5,000,000.00	-4,991,673.61	0.00
53127UXC9	0.00	0.000	10/12/2023	0.00	4,990,340.00	0.00	5,000,000.00	-4,990,340.00	0.00
10216	FHLB	GEN	08/09/2023	54,687.51	5,021,501.09	0.00	0.00	-1,146.38	5,020,354.71
3130AWMN7	5,000,000.00	4.272	06/09/2028	72,916.67	4,931,677.85	0.00	0.00	162,899.15	5,094,577.00
10218	FHLB	GEN	10/16/2023	30,468.75	0.00	2,996,284.20	0.00	2,996,550.88	2,996,550.88
3130AXCP1	3,000,000.00	4.920	09/11/2026	0.00	0.00	2,996,284.20	0.00	3,059,471.19	3,059,471.19
10219	FFCB	GEN	10/19/2023	27,000.00	0.00	2,944,470.00	0.00	2,946,725.03	2,946,725.03
3133EPWK7	3,000,000.00	4.927	09/22/2028	0.00	0.00	2,944,470.00	0.00	3,080,106.84	3,080,106.84
Sub Totals For: Fund: General Fund				488,763.57	110,801,310.18	65,103,657.84	73,744,742.50	-8,496,402.53	102,304,907.65
				414,353.93	106,532,853.36	65,103,657.84	73,744,742.50	-6,366,078.55	100,166,774.81

Fund: Pooled Fund

Portfolio SARA

**San Antonio River Authority
Texas Compliance Change in Val Report
October 1, 2023 - December 31, 2023**

Inv #	Issuer	Fund	Purch Date	Interest Accrual	Beginning Book Value				Ending Book Value
Cusip	Par Value	YTM	Mat Date	Interest Received	Beginning Market Value	Purchases/ Additions	Redemptions	Change in Value	Ending Market Value
10104	TXPOOL	POOL	05/03/2017	178,727.49	1,492,257.42	42,261,950.98	20,000,000.00	22,261,950.98	23,754,208.40
44979502	23,754,208.40	5.369	/ /	178,727.49	1,492,257.42	42,261,950.98	20,000,000.00	22,261,950.98	23,754,208.40
10105	TXPRIM	POOL	05/17/2017	247,078.92	22,832,785.89	247,078.92	5,750,000.00	-5,502,921.08	17,329,864.81
59079502	17,329,864.81	5.595	/ /	247,078.92	22,832,785.89	247,078.92	5,750,000.00	-5,502,921.08	17,329,864.81
Sub Totals For: Fund: Pooled Fund				425,806.41	24,325,043.31	42,509,029.90	25,750,000.00	16,759,029.90	41,084,073.21
				425,806.41	24,325,043.31	42,509,029.90	25,750,000.00	16,759,029.90	41,084,073.21
Fund: Utility Bond Fund									
10217	TXPRIM	UTIL	09/08/2023	264,404.03	18,649,988.72	264,404.03	0.00	264,404.03	18,914,392.75
590795022	18,914,392.75	5.595	/ /	264,404.03	18,649,988.72	264,404.03	0.00	264,404.03	18,914,392.75
Sub Totals For: Fund: Utility Bond Fund				264,404.03	18,649,988.72	264,404.03	0.00	264,404.03	18,914,392.75
				264,404.03	18,649,988.72	264,404.03	0.00	264,404.03	18,914,392.75
Report Grand Totals:				1,178,974.01	153,776,342.21	107,877,091.77	99,494,742.50	8,527,031.40	162,303,373.61
				1,104,564.37	149,507,885.39	107,877,091.77	99,494,742.50	10,657,355.38	160,165,240.77

Disclosures



Meeder Public Funds, Inc., is a registered investment adviser with the Securities and Exchange Commission (SEC) under the Investment Advisers Act of 1940. Registration with the SEC does not imply a certain level of skill or training. The opinions expressed in this presentation are those of Meeder Public Funds, Inc. The material presented has been derived from sources considered to be reliable, but the accuracy and completeness cannot be guaranteed.

Meeder provides monthly statements for its investment management clients to provide information about the investment portfolio. The information should not be used for audit or confirmation purposes. Please review your custodial statements and report any inaccuracies or discrepancies.

Certain information and data have been supplied by unaffiliated third parties. Although Meeder believes the information is reliable, it cannot warrant the accuracy of information offered by third parties. Market value may reflect prices received from pricing vendors when current market quotations are not available. Prices may not reflect firm bids or offers and may differ from the value at which the security can be sold.

Statements may include positions from unmanaged accounts provided for reporting purposes. Unmanaged accounts are managed directly by the client and are not included in the accounts managed by the investment adviser. This information is provided as a client convenience and the investment adviser assumes no responsibility for performance of these accounts or the accuracy of the data reported.

Investing involves risk. Past performance is no guarantee of future results. Debt and fixed income securities are subject to credit and interest rate risk. The investment return and principal value of an investment will fluctuate so that an investors shares, when redeemed, may be worth more or less than their original cost. Current performance may be lower or higher than the performance data quoted.

Investment advisory services are provided through Meeder Public Funds, Inc. Please contact us if you would like to receive a copy of our current ADV disclosure brochure or privacy policy.

Meeder Public Funds

Barton Oaks Plaza I
901 S. MoPac Expy
Suite 300
Austin, Texas
78746

866.633.3371