



SAN ANTONIO

RIVER AUTHORITY

WHOOPING CRANE SOCK PUPPET
Visual Guide

EDUCATIONAL ACTIVITY

WHOOPING CRANE SOCK PUPPET

Visual Guide

The Whooping Crane is one of the rarest bird species in North America. Standing up to 5 feet tall with a wingspan of up to 7.5 feet, they are also the tallest bird in North America. A population of Whooping Cranes migrates from Canada to the bays and estuaries near San Antonio Bay every year.



Whooping Cranes were at one time near extinction. In 1941, there were as few as 16 left. Recovery efforts have expanded their population considerably. In recent years, their population estimates exceed 500 birds.

READ BELOW FOR INSTRUCTIONS ON HOW TO MAKE YOUR OWN WHOOPING CRANE PUPPET AT HOME!



WHOOPING CRANE SOCK PUPPET

Visual Guide



Materials:

- White Sock
- Red permanent marker
- Black permanent marker
- Long clothespin
- 2 googly eyes
- Scissors
- Super Glue

WE THINK YOUR STUDENTS WILL APPRECIATE RECREATING A BEST PRACTICE IN THE WHOOPING CRANE CONSERVATION FIELD. CONSERVATIONISTS USE PUPPETS AND A WHITE COSTUME WHEN RAISING WHOOPING CRANE YOUNG TO DISGUISE THE HUMAN FORM. OTHERWISE, THE CRANE MIGHT BELIEVE THAT HUMANS ARE THEIR PARENTS. THIS WAY, WHOOPING CRANES CAN BE MORE SAFELY INTRODUCED INTO THE WILD WITHOUT DEPENDING ON PEOPLE FOR RESOURCES.



WHOOPING CRANE SOCK PUPPET

Visual Guide



YOU CAN EASILY MODIFY THE MATERIALS SET DEPENDING ON YOUR STUDENT'S AGE GROUP, SKILL, AND ABILITIES.

FOR EXAMPLE, A SPRINGLESS CLOTHESPIN MIGHT MAKE A NICE BEAK.

ALSO, WASHABLE RED AND BLACK MARKERS MIGHT BE A GOOD CHOICE.

EVEN ELMER'S OR WATER-SOLUBLE GLUE FOR THE EYES COULD WORK WELL.



WHOOPING CRANE SOCK PUPPET

Visual Guide




1. Color the clothespin black to represent a Whooping Crane's black beak.



WHOOPING CRANE SOCK PUPPET

Visual Guide



2. Cut two small slits into the toe of the white sock.



WHOOPING CRANE SOCK PUPPET

Visual Guide



3. Insert the clothespin through the two holes in the sock. You should be able to make the Whooping Crane “talk” with your hand in the sock.



WHOOPING CRANE SOCK PUPPET

Visual Guide




4. Outline the color pattern on a Whooping Crane's face (red above the eye, red and black below the eye).
5. Place the eye in the correct spot to make sure that it lines up with your outline.



WHOOPING CRANE SOCK PUPPET

Visual Guide




6. Color in your Whooping Crane.



WHOOPING CRANE SOCK PUPPET

Visual Guide



7. Glue the eye to the sock.

Your puppet is done! You may wish to use small toys to pretend that you are hunting for blue crabs or searching for wolfberries, which are the Whooping Crane's favorite foods. You can move your arm through the air to help your Whooping Crane complete their long migratory flight all the way from Canada to the Texas coast. You can even create a puppet show to teach your friends and family all about this magnificent bird. The possibilities are endless!

VISIT THE INTERNATIONAL CRANE FOUNDATION WEBSITE
(WWW.SAVINGCRANES.ORG) AND THE SAN ANTONIO RIVER AUTHORITY WEBSITE
(WWW.SARIVERAUTHORITY.ORG) TO LEARN MORE ABOUT WHOOPING CRANES !

